

**HÄFELE**  
**BLANCO**

 **GERMANY**  
SINCE 1925

**BLANCO UNIT**  
drink. prep. clean.



<b>UNIT INSPIRATIONS</b>	<b>3</b>		
<b>SILGRANIT BOWLS</b>	<b>5</b>		
BLANCO ADIRA	10-12	BLANCO NAYA	22-23
BLANCO VINTERA XL	13-14	BLANCO ZIA	24-25
BLANCO ETAGON	15-16	BLANCO SONA	26-27
BLANCO SUBLINE	17-19	BLANCO METRA	28
BLANCO PLEON	20-21		
<b>STAINLESS STEEL SINK AND BOWLS</b>	<b>29</b>		
BLANCO ZEROXLINE	30-31		
BLANCO ANDANO	32-34		
BLANCO SU PRA	35-36		
<b>KITCHEN MIXER TAPS</b>	<b>37</b>		
BLANCO FONTAS	38-39	BLANCO LINUS	43-44
BLANCOCULINA-S II	40-41	BLANCO MIDA	45-46
BLANCO LINEE	49	BLANCO MILA	47
BLANCO LIVIA	50	BLANCO MILI	48
BLANCO CATRIS-S	42	BLANCO AVONA-S	51
<b>SOAP DISPENSERS</b>	<b>52</b>		
BLANCO LATO	52		
<b>WASTE SYSTEMS</b>	<b>53</b>		
BLANCO SELECT II	57-58	BLANCO BOTTON	65-66
BLANCO FLEXON II	59-60		
ALL SYSTEMS AT A GLANCE	61-62		
CLEVER ACCESSORIES	63-64		
<b>FUNCTIONAL ACCESSORIES</b>	<b>67</b>		
COLANDER	68	FOLDING GRID	73
CORNER-CADDY	69	FLOATING GRID	74
CHOPPING BOARD	70	DRAINING TRAY	75
FLEXIBLE CUTTING PAD	71	TOP-RAILS	76
CROCKERY BASKET	72	DISPOSER	77-80
<b>TAPS AND SINKS EXPLAINED</b>	<b>81-82</b>		

## BLANCO UNIT

drink. prep. clean.



**Drink. Prep. Clean.** Everything you need, all in one place. Sink, tap, integrated organisation and waste management, seamlessly combined in the BLANCO UNIT for a stunning, creative kitchen hub at the heart of your home.

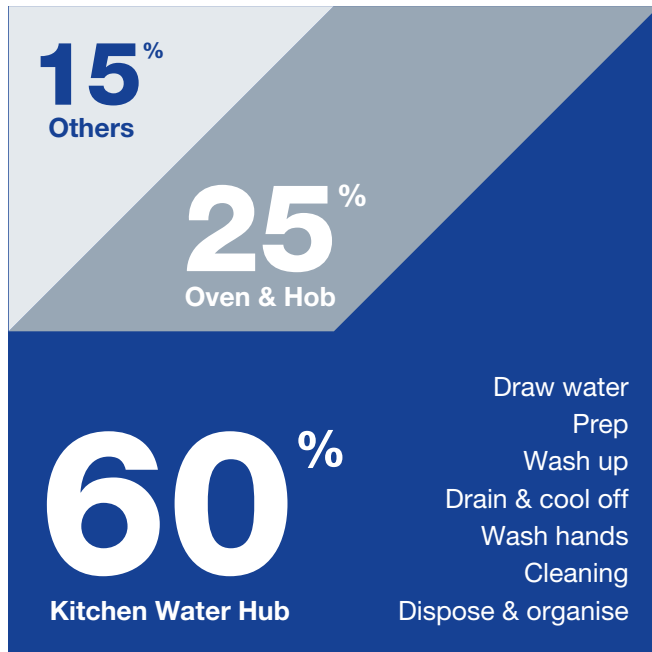
Discover more at [blanco.com](https://www.blanco.com)

**GERMANY**  
SINCE 1925

As a German company, founded nearly a century ago, we are among the world's leading manufacturers of kitchen taps, sinks, and integrated waste and organisation systems.

We are passionate about the heart of your kitchen, the sink-space is the hub, where tasks need to run smoothly and efficiently. It's the most important place in the kitchen, and our many years of experience in cutting-edge technology can make it even better.

# WHAT IS THE BLANCO UNIT?



After all, we spend 60 percent of our time there at the water hub.



## DRINK. PREP. CLEAN.

With the BLANCO UNIT you can create the perfect place to drink, prep and clean, that fits your style and your lifestyle. Day-to-day drink making, food preparation and cleaning now take place at a sophisticated sink area, combining all three tasks to perfection. Vegetables are peeled, washed and off-cuts disposed of in just a few simple movements. Tea made simple with a boiling water tap, cool drinks created with pure filtered water and life made easier with features including flexible or pull-out sprays.

The space under the sink, that no-go-area of chaotic (but important) storage becomes perfectly tailored with an integrated waste, in-cabinet organisation or food waste disposer.

All of this with millimetre precision, premium quality and ingenious ideas to make kitchen life easier everyday.

## A PERFECT COMBINATION.

We spend about 60% of our time in the kitchen at the sink. It's where we fill our glasses, prepare food, rinse dishes, get rid of food waste, store cleaning products and separate the recycling. So it's important to ensure that things happen quickly and efficiently here. Having everything you need within easy reach and working together smoothly is key.

With the BLANCO UNIT daily cooking, food preparation and cleaning become simply easy, saving you space, energy and time, making those essential daily tasks an absolute breeze.



Sink: ETAGON 6 in SILGRANIT® rock grey





## A BLANCO UNIT TAILORED TO MEET YOUR REQUIREMENTS.

Tap: LINUS-S Sink: SUBLINE 500-U both in SILGRANIT® volcano grey

### STEP ONE: SELECT YOUR TAP

Are you looking for highest quality filtered Water? Do you need a pull-out spray, or want a semi-professional style tap?

We have a huge selection of top-quality mixer taps, with award-winning designs – find the ideal tap for your kitchen. But, before choosing your BLANCO tap it is essential to check whether you have a high or low pressure water system.



### STEP TWO: CHOOSE YOUR SINK OR BOWL

BLANCO sinks and bowls are available in an array of different sizes, with a range of installation methods, colours and multi-functional solutions for every standard base cabinet. Whether you are creating a contemporary space and want the latest in undermount designs or stunning inset sinks with drainers, or if you want a farmhouse style bowl for a more traditional look – we have them all.

Three high-quality materials also offer you the option of designing the BLANCO UNIT your way: Beautiful SILGRANIT® stone composite, timeless stainless steel or luxurious ceramic. The choice is yours.



### STEP THREE: WASTE LESS SPACE

Reclaim that no-mans-land area under your sink with BLANCO waste organisation systems. Whether you are looking to organise your cleaning products, store pet items or sort your recycling, we have a system for you. The BLANCO range of organisation and waste management systems give you options for most standard sized, hinged door or pull-out drawer cabinets.



# BEAUTIFUL. STRONG. CLEAN.

SILGRANT kitchen sinks and bowls.



**Silgranit sinks are adored around the world for their exclusive styles and designer colour palette.**

The kitchen has become a central point in our homes and a reflection of our lifestyles. With a wide range of styles from proven classics to exclusive award-winning designs, available in a broad selection of configurations and sizes, you can find the right Silgranit sink or bowl to create your customer's dream kitchen.



Thanks to the combination of beautiful design and an impressively resilient, easy-care surface, a Silgranit sink is the ultimate choice for long-lasting kitchen bliss. A Silgranit sink is highly resistant, easily dealing with domestic use including cutlery scratches, de-frosting food, boiling water and even hot pans and trays.



Silgranit is the clean hero in your kitchen. Its surface is foodsafe and repels water, making it easy to keep spotless. What's more, our patented Hygiene+Plus protective formula reduces bacterial growth by an average of 98%\*. Set your heart on a beautiful Silgranit sink to make kitchen life easier everyday.

**Silgranit follows high quality standards  
and is certified by independent institutes.**

\* Tests carried out by DHZ (German Hygiene Certificate GmbH) on behalf of and nanced by BLANCO GmbH + Co KG with Bacillus subtilis, Escherichia coli, Pseudomonas aeruginosa and Staphylococcus aureus in April 2022. More details on the tests are available at [blanco.com](https://www.blanco.com).





# BEAUTIFUL COLOURS.

Discover SILGRANIT's beautiful colour palette.



Silgranit's beautiful, smooth surface is available in a range of design-oriented colours that won't fade. Colour is such an important part of our lives, especially within our homes. It is a fundamental aspect of interior design, and we use colour as a form of creative expression. It has the power to uplift, energise, soothe and awaken.

Get inspired and create adorable kitchens with a spectrum of Silgranit shades available in our bowls, sinks and mixer taps portfolio.



black



anthracite



rock grey



volcano grey



coffee



tartufo\*



soft white



white

## TAP COLOUR AND FINISH RANGE

### Metallic surfaces



chrome



black matt



PVD steel



satin gold



satin dark steel



solid stainless steel



stainless steel satin matt

### Silgranit-Look colour range



black



anthracite



rock grey



volcano grey



coffee



tartufo



soft white



white

# BLANCO UNIT IN COLOR HARMONY

Draw from the brilliant combination possibilities and create a visually perfect BLANCO UNIT with all its components.



**1** BLANCO SUBLINE 350/350-U



black 527 826

**2** Waste fitting 2x3,5"



satin gold 207 439

**3** BLANCO LINUS-S



satin gold 526 684



**1** ETAGON 700-U



volcano grey 570.29.696

**2** Waste fitting 1x3,5"



satin dark steel 207 424

**3** BLANCOCULINA-S II



satin dark steel 527 497



# YOUR WAY TO BUILD A COLOR HARMONY BLANCO UNIT.

Three steps to your dream combination.

**1**

**Choose sink and color without waste fittings**

**BLANCO ETAGON 700-U**



black	570.29.396	white	570.29.790
anthracite	570.29.390	soft white	570.29.796
rock grey	570.29.590	tartufo	570.29.090
volcano grey	570.29.696	coffee	570.29.890

**BLANCO ETAGON 500-U**



black	567.72.356	white	567.66.550
anthracite	567.66.530	soft white	567.72.756
rock grey	567.72.556	tartufo	567.72.050
volcano grey	567.72.656	coffee	526.00.882

**BLANCO ETAGON 6**



black	570.25.306	white	577.30.730
anthracite	570.25.308	soft white	570.25.706
rock grey	570.25.500	tartufo	570.25.000
volcano grey	570.25.606	coffee	570.25.800

**BLANCO PLEON 6**



black	570.24.430	white	570.24.437
anthracite	570.24.431	soft white	570.24.434
rock grey	570.24.433	tartufo	570.24.435
volcano grey	570.24.436	coffee	570.24.432

**BLANCO SUBLINE 400-U**



black	570.26.306	white	570.26.700
anthracite	570.26.300	soft white	570.26.706
rock grey	565.82.530	tartufo	565.82.030
volcano grey	570.26.606	coffee	565.82.830

**BLANCO SUBLINE 350/350-U**



black	570.26.363	white	570.26.760
anthracite	570.26.360	soft white	570.26.766
rock grey	570.26.560	tartufo	570.26.060
volcano grey	570.26.666	coffee	570.26.860

**BLANCO SUBLINE 700-U**



black	570.29.350	white	570.26.720
anthracite	570.26.320	soft white	570.26.727
rock grey	570.26.520	tartufo	570.26.026
volcano grey	570.26.626	coffee	570.26.820

**BLANCO SUBLINE 500-U**



black	570.29.340	white	570.26.710
anthracite	570.26.310	soft white	567.67.776
rock grey	567.67.570	tartufo	565.71.090
volcano grey	567.67.676	coffee	567.67.876

**2 Pick a matching waste kit**

Waste fitting 1 x 3,5"



black	565.69.101
satin gold	565.69.102
satin dark steel	565.69.538

Waste fitting 2 x 3,5"



black	565.91.103
satin gold	565.91.104
satin dark steel	565.69.539

**3 Desired tap model in the suitable color**

Mixer taps in new colors	black matt	satin gold	satin dark steel
BLANCO-CULINA II	●	●	●
CATRIS	●		●
EVOL-S Pro	●	●	
FONTAS	●	●	●
LINUS	●	●	●
LIVIA		●	
MILI, MIDA, MILA	●		
Soap dispensers	●	●	●

# MODERN DESIGN WITH EXTRA-ORDINARY FUNCTIONALITY.

Sink family BLANCO ADIRA



## **Optimize the workflow at the kitchen water place.**

The BLANCO ADIRA is a modern sink concept equipped with clever accessories. It simplifies food preparation in the sink and turns your kitchen into a fully-fledged work area. With its accessories and high-quality SILGRANIT finish, the ergonomic sink enables seamless workflows along your worktop and allows maximum flexibility in installation and your kitchen planning.

The following versions are available for easy planning: BLANCO ADIRA 45 S, BLANCO ADIRA 6 S and BLANCO ADIRA XL 6 S, also with a model variant "F" for flush-mounted installation.



The multifunctional ADIRA grid



Functional colander with practical draining function

## **Functional equipment with many application possibilities in modern kitchen planning.**

The practical and multifunctional container bin makes it easy to prepare your food without lots of extra handling, and the ADIRA grid makes it easy to clean and dry food and dishes.



## BLANCO ADIRA SILGRANT

The ADIRA makes optimum use of the kitchen water place and facilitates work processes in the kitchen. This is where functionality in a modern design meets flexibility.

- Modern sink series made of Silgranit®
- Stylish colors and exceptional functionality
- High degree of convenience thanks to the generous
- bowl size in combination with practical drain (drip section) for additional comfort in daily work
- The multifunctional ADIRA grid is included in the scope of supply and can be used as an additional working level on the basin or the draining surface
- Reversible installation

## Three models in six versions

For installation from above

### BLANCO ADIRA 6 S



black	570.24.011	white	570.24.711
anthracite	570.24.311	soft white	570.24.712
rock grey	570.24.511	tartufo	570.24.012
volcano grey	570.24.617	coffee	570.24.811

### BLANCO ADIRA XL 6 S



black	570.24.020	white	570.24.710
anthracite	570.24.310	soft white	570.24.709
rock grey	570.24.510	tartufo	570.24.010
volcano grey	567.70.301	coffee	570.24.810

### BLANCO ADIRA 45 S



black	570.24.025	white	570.24.715
anthracite	570.24.315	soft white	570.24.716
rock grey	570.24.515	tartufo	570.24.015
volcano grey	570.24.625	coffee	570.24.815

### BLANCO ADIRA 45 S NEW

SILGRANIT


InFino drain system  
with remote control



Installation from above




black  
570.24.025



white  
570.24.715



anthracite  
570.24.315



soft white  
570.24.716



rock grey  
570.24.515



tartufo  
570.24.015

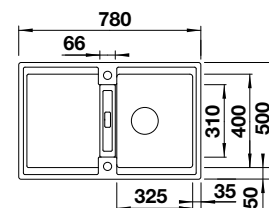


volcano grey  
570.24.625




coffee  
570.24.815

#### Technical drawing



Bowl depth 200mm

#### Scope of Supply



FOLDABLE ADIRA GIRD

#### BLANCO UNIT with ADIRA 45 S




BLANCO LINEE



BLANCO SELECT II 45/2

#### Suggested optional accessories



NEW

SINK  
DRAINER  
2-IN-1  
527 644


### BLANCO ADIRA 6 S NEW

SILGRANIT


InFino drain system  
with remote control



Installation from above



black  
570.24.011




white  
570.24.711



anthracite  
570.24.311




soft white  
570.24.712



rock grey  
570.24.511



tartufo  
570.24.012

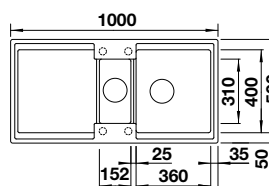


volcano grey  
570.24.617



coffee  
570.24.811


#### Technical drawing




Bowl depth 220mm

Pre-drilled holes for tapping or drilling

#### Scope of Supply



FOLDABLE ADIRA GIRD



COLANDER

#### BLANCO UNIT with ADIRA 6 S

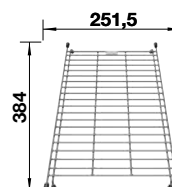


BLANCO LINUS-S



BLANCO SELECT II 60/3 Orga

#### Suggested optional accessories



FLOATING  
GRID  
234 795


### BLANCO ADIRA XL 6 S NEW

SILGRANIT


InFino drain system  
with remote control




Installation from above




black  
570.24.020




white  
570.24.710



anthracite  
570.24.310




soft white  
570.24.709



rock grey  
570.24.510



tartufo  
570.24.010

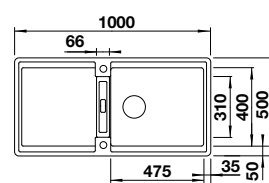


volcano grey  
567.70.301




coffee  
570.24.810

#### Technical drawing



Bowl depth 200mm

#### Scope of Supply



FOLDABLE ADIRA GIRD

#### BLANCO UNIT with ADIRA XL 6 S

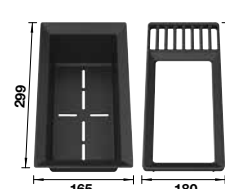


BLANCO LINUS-S



BLANCO SELECT II 60/3 Orga

#### Suggested optional accessories



NEW

SINK  
DRAINER  
2-IN-1  
527 644



# THE HEART OF MODERN FAMILY TRADITIONS.

VINTERA XL 9, reshaping classic design.



## Kitchen design inspired by classic shapes.

Familiar shapes, patterns, colours and materials often provide inspiration for new design trends, bringing stylish vintage flair into the home. This return to tradition and high-quality products is particularly apparent with the sought-after modern country style, which exudes permanence and appeals to all of the senses.

The Silgranit material makes the VINTERA XL 9 particularly resistant and easy to clean. Bring modern country style into your kitchen and create a feel-good haven for you and your family.



Installed as undermount for a classic look



Installed as flush-mount for a modern look

## Unique taste comes from good ingredients.

The VINTERA XL 9 is impressive not only for its language of form and material, but also for the array of options that it offers for customisation. Selected colours and a wide range of mixer taps allow it to be adapted to your own taste and style of interior design.

It can be either flushmounted or installed as an undermount, according to your own preference. This makes the VINTERA XL 9 a sink that is tailored to be the perfect ingredient for a high-quality kitchen where the whole family will feel at home.



reddot winner 2021



DESIGN  
AWARD  
2021

## BLANCO VINTERA XL 9-UF SILGRANIT

With the VINTERA XL 9, BLANCO is also bringing the feel of spacious country-house kitchens to city apartments. Bring modern country style into your kitchen and create a feel-good haven for you and your family.

- Striking sink with farmhouse flair, ideal for modern kitchen designs
- Extra-large bowl provides plenty of room
- Perfect fit: right-angled apron front fits the width of a 90cm cabinet
- One model for flush-mount or undermount installation

### VINTERA is available in all Silgranit® colours



black  
570.29.376



anthracite  
570.29.370



rock grey  
570.29.570



volcano grey  
570.29.347



white  
570.29.770



soft white  
570.29.372

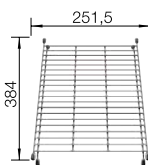


tartufo  
570.29.373



coffee  
570.29.371

### Suggested optional accessories



Floating grid  
234 795

black	570.24.711
soft white	570.24.712
tartufo	570.24.012
coffee	570.24.811

Flushmount installation



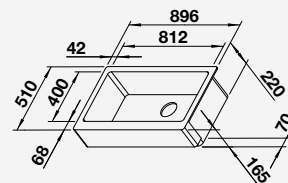
Undermount



InFino drain system  
without remote control



900 mm  
cabinet size



Bowl depth: 220 mm

BLANCO UNIT with VINTERA XL 9-UF



BLANCO CATRIS-S Flexo



BLANCO FLEXON II Low 90/4



# BRILLIANT: THE MULTI-LEVEL BOWL.

BLANCO ETAGON.



One bowl, two rails, three functional levels. This new functional level concept from BLANCO transforms a bowl into a fully-fledged sink. The integrated step allows the bowl to be used in parallel on 3 levels: in the bowl itself, on the bowl step and on the edge, thanks to carefully designed accessories and clever details.

As such, BLANCO ETAGON combines this functionality with a top-class aesthetic. The bowl's elegant radius design and high-quality equipment, with the hidden C-overflow and the innovative InFino drain system takes modern kitchens to the next level.

The rails transform your ETAGON sink into a work station. The truly remarkable thing is the system concept combining the bowl geometry and the ETAGON rails. Made of high-quality stainless steel, they support the intermediate level, where they have multiple uses: you can put things down or fill them up with ease, also as a support for cleaning trays in the bowl or as the perfect place to dry and store items such as pot lids, drinking bottles or dishwashing utensils. The heatresistant ETAGON rails can also be used as a trivet on your worktop. BLANCO ETAGON bowls in stainless steel are available in three installation options and in two sizes.



For perfect kitchen prep on multiple levels.




Available as the BLANCO ETAGON 6/8 for installation from above.



Available as the BLANCO ETAGON 500-U and 700-U for undermount installation.

## BLANCO ETAGON 8


SILGRANIT




black  
525 892/577.30.326



anthracite  
525 177/577.30.320



rock grey  
525 178/557.30.520



volcano grey  
527 263/557.30.626



white  
525 181/577.30.720



soft white  
527 080/577.30.726



tartufo  
525 184/577.30.020



coffee  
525 186/577.30.820

\*w/o drain remote control, with accessories

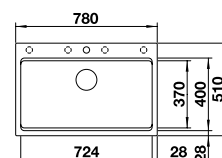
InFino drain system  
with remote control



Installation from above



### Technical drawing



Bowl depth 220mm

○ Pre-drilled holes for tapping or drilling

### BLANCO UNIT with ETAGON 8

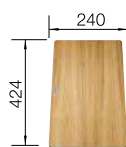


BLANCO LINUS-S



FLEXON II 80/3

### Suggested optional accessories



Ash compound  
chopping board  
230 700



Drainer  
230 734

For more information, installation details and technical drawings, please visit: [www.blanco.com](http://www.blanco.com)

### BLANCO ETAGON 6


SILGRANIT

\*w/o drain remote control, with accessories

InFino drain system  
with remote control




Installation from above




black  
525 889/570.25.306



anthracite  
524 529/570.25.308




rock grey  
524 530/570.25.500



volcano grey  
527 260/570.25.606



white  
524 533/577.30.730



soft white  
527 077/570.25.706

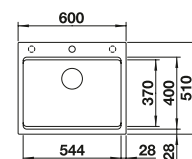


tartufo  
524 536/570.25.000



coffee  
524 538/570.25.800

#### Technical drawing



Bowl depth 220mm

Pre-drilled holes for tapping or drilling

#### BLANCO UNIT with ETAGON 6

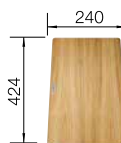


BLANCO LINUS-S



BLANCO SELECT II  
XL 60/3

#### Suggested optional accessories



Ash compound  
chopping board  
230 700



Drainer  
230 734


### BLANCO ETAGON 700-U

SILGRANIT

InFino drain system  
without remote control




Undermount




black  
570.29.396



anthracite  
570.29.390




rock grey  
570.29.590



volcano grey  
570.29.696



white  
570.29.790



soft white  
570.29.796

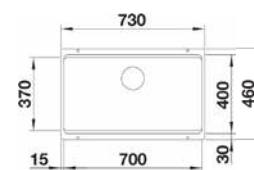


tartufo  
570.29.090



coffee  
570.29.890

#### Technical drawing



Bowl depth 200mm

#### BLANCO UNIT with ETAGON 700-U

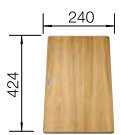


BLANCO LINUS-S



FLEXON II 80/3

#### Suggested optional accessories



Ash compound  
chopping board  
230 700



Multifunctional  
colander  
227 689


### BLANCO ETAGON 500-U

SILGRANIT

InFino drain system  
without remote control




Undermount




black  
567.72.356



anthracite  
567.66.530




rock grey  
567.72.556



volcano grey  
567.72.656



white  
567.66.550



soft white  
567.72.756

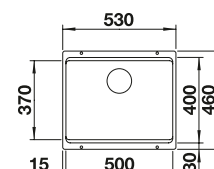


tartufo  
567.72.050



coffee  
526.00.882

#### Technical drawing



Bowl depth 200mm

#### BLANCO UNIT with ETAGON 500-U




BLANCO LINUS-S




BLANCO SELECT II  
60/3 Orga

#### Suggested optional accessories



Ash compound  
chopping board  
230 700



Drainer  
230 734



PushControl  
retrofit set  
525 273



# THE ELEGANTLY PURE BOWL PROGRAMME.

BLANCO SUBLINE.



## Maximum size for undermount bowls.

BLANCO SUBLINE is an elegant range of bowls in Silgranit that meets even the highest standards. The minimal bowl radii ensure maximum bowl capacity and characterise the clean, puristic look of this designer range. As SUBLINE almost completely vanishes into the undermount, the bowl fits harmoniously into the worktop, making it a must for minimalistic modern kitchens. Whether it comes with a high-quality stainless steel frame or a generous XL single bowl, BLANCO SUBLINE is impressive for its timeless look and user-friendliness.

## An extensive range for individual needs.

The SUBLINE models with a low divide further enhance the bowl's functionality and make kitchen tasks even easier: you can rinse a dish in the mainbowl while vegetables are draining in the secondary bowl.

The SUBLINE 700-U Level has a lower divider, with a functional level for placing and drying items alongside it. This level is perfect for the optional multifunctional stainless steel colander. You can add BLANCO accessories like chopping boards, cuttings boards, top rails and the floating grid to add extra functionality to the SUBLINE bowls.


- Undermount bowl for discerning demands on design
- Timelessly elegant, contoured bowl design
- 2 in 1: two bowls, one cut-out panel and only one mounting procedure
- Entire system for a wide variety of plans featuring two large bowls
- High-quality features with covered C-overflow and InFino drain system – elegantly integrated and extremely easy-care
- Optional versatile accessories are available

**BLANCO SUBLINE 480/320-U**  
SILGRANIT

InFino drain system  
without remote control




Undermount



black  
567.66.346




anthracite  
567.66.340




rock grey  
567.66.546



volcano grey  
567.66.646



white  
567.66.740



soft white  
567.66.746

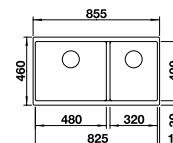


tartufo  
567.66.047



coffee  
567.66.840

**Technical drawing**



Bowl depth 200/200mm

**BLANCO SUBLINE 350/350-U**  
SILGRANIT

InFino drain system  
without remote control




Undermount




black  
570.26.363



anthracite  
570.26.360




rock grey  
570.26.560



volcano grey  
570.26.666



white  
570.26.760



soft white  
570.26.766

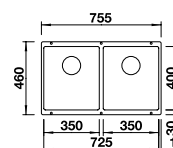


tartufo  
570.26.060



coffee  
570.26.860

**Technical drawing**




**BLANCO SUBLINE 800-U**  
SILGRANIT

InFino drain system  
without remote control




Undermount




black  
565.81.791




anthracite  
565.81.797




rock grey  
565.81.792



volcano grey  
565.81.796



white  
567.66.346



soft white  
565.81.794

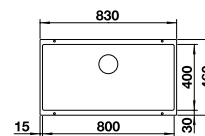


tartufo  
565.81.795



coffee  
565.81.792

**Technical drawing**



Bowl depth 220mm

**BLANCO UNIT with SUBLINE**

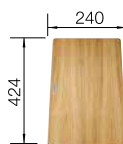


BLANCO LINUS-S




BLANCO FLEXON II  
Low 90/4

**Suggested optional accessories**



Ash compound  
chopping board  
230 700











Top rails  
235 906

### BLANCO SUBLINE 700-U

SILGRANIT



			
black 570.29.350	anthracite 570.26.320	rock grey 570.26.520	volcano grey 570.26.626
			
white 570.26.720	soft white 570.26.727	tartufo 570.26.026	coffee 570.26.820

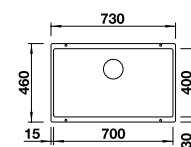
InFino drain system  
without remote control



Undermount



#### Technical drawing











Bowl depth 190mm

### BLANCO SUBLINE 500-U

SILGRANIT



			
black 570.29.340	anthracite 570.26.310	rock grey 567.67.570	volcano grey 565.67.676
			
white 570.26.710	soft white 567.67.776	tartufo 565.71.090	coffee 567.67.876

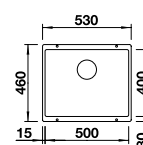
InFino drain system  
without remote control



Undermount



#### Technical drawing





Bowl depth 190mm

### BLANCO SUBLINE 400-U

SILGRANIT



			
black 570.26.306	anthracite 570.26.300	rock grey 565.82.530	volcano grey 570.26.606
			
white 570.26.700	soft white 570.26.706	tartufo 565.82.030	coffee 565.82.830

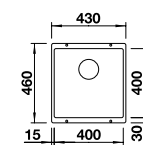
InFino drain system  
without remote control



Undermount



#### Technical drawing






Bowl depth 190mm

### BLANCO SUBLINE 320-U

SILGRANIT



			
black 570.28.326	anthracite 526.00.848	rock grey 565.71.580	volcano grey 565.71.686
			
white 565.71.780	soft white 565.71.786	tartufo 570.28.020	coffee 565.71.880

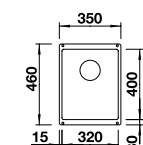
InFino drain system  
without remote control



Undermount



#### Technical drawing



Bowl depth 190mm

#### BLANCO UNIT with SUBLINE

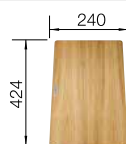


BLANCO LINUS-S



BLANCO SOLON-IF

#### Suggested optional accessories



Ash compound  
chopping board  
230 700



Multifunctional  
colander  
227 689



PushControl  
retrofit set  
525 273

# XL VOLUME ELEGANT DESIGN.

BLANCO PLEON.



## Large volume, elegant options for inset bowls

BLANCO PLEON impresses across the board. Featuring straight lines and plenty of space, the PLEON series, made from Silgranit, has a depth of 220 millimetres and fits perfectly into a vast array of kitchens. With its flowing design, the BLANCO PLEON's look is defined by straight lines. The high-quality features of this XL-sink include the convenient InFino drain system with remote control and the C-overflow, both of which have plenty of visual appeal.

- Timelessly elegant, straight-lined design in concrete-style - authentic concrete look with individual colour gradient
- Main bowl and additional bowl with maximum volume thanks to particularly deep bowls
- Spacious tap ledge and low-profile rim
- Easy to clean, flowing transition from the sink's rim to the tap ledge
- High-quality features with the covered C-overflow and InFino drain system – elegantly integrated and extremely easy-care

## BLANCO PLEON 8

SILGRANIT

InFino drain system  
without remote control



Undermount




Installation from above




black  
525.957




anthracite  
567.68.300




rock grey  
570.25.530



volcano grey  
570.25.333



white  
570.25.730



soft white  
570.25.332

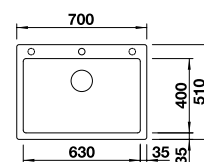


tartufo  
570.25.030



coffee  
570.25.830

### Technical drawing



Bowl depth 220mm

○ Pre-drilled holes for tapping or drilling

### BLANCO UNIT with PLEON 9



BLANCO LINUS-S



BLANCO BOTTON II 30/2

### Suggested optional accessories



Ash compound  
chopping board  
230 700



Corner  
caddy  
235 866

For more information, installation details and technical drawings, please visit: [www.blanco.com](http://www.blanco.com)



### BLANCO PLEON 6

#### SILGRANIT


InFino drain system  
without remote control



Undermount




Installation from above




black  
570.24.430



anthracite  
570.24.431




rock grey  
570.24.433



volcano grey  
570.24.436



white  
570.24.437



soft white  
570.24.434

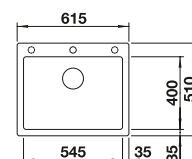


tartufo  
570.24.435



coffee  
570.24.432

#### Technical drawing



Bowl depth 220mm

○ Pre-drilled holes for tapping or drilling

### BLANCO PLEON 5

#### SILGRANIT

InFino drain system  
without remote control



Undermount



Installation from above



black  
570.25.471




anthracite  
570.25.471




rock grey  
570.25.474



volcano grey  
570.25.477



white  
570.25.478



soft white  
570.25.475

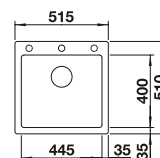


tartufo  
570.25.476



coffee  
570.25.473

#### Technical drawing



Bowl depth 220mm

○ Pre-drilled holes for tapping or drilling

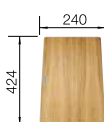
#### BLANCO UNIT with PLEON



BLANCO LINUS



BLANCO SOLON-IF



Ash compound  
chopping board  
230 700



Top rails  
235 906



Corner caddy  
235 866

#### Suggested optional accessories

# SPACE TO BE COMFORTABLE.

BLANCO NAYA.



## Functional bowls for enjoyable kitchens

A welcoming design with sleek lines, generous forms and robust material is ideal for contemporary kitchens bustling with activity. This is probably why BLANCO's convenient NAYA family has become a favourite in many homes' contemporary kitchens.

- Generous bowl for multiple works in and around the sink
- Soft internal corners in the bowl for easy cleaning
- Mindful shape that integrates nicely within the kitchen design
- Continuous ledge frames the water area and protects the worktop from water splashes
- Very resistant for daily family use thanks to the qualities of the Silgranit material


## BLANCO NAYA XL 9 SILGRANIT

without drain remote control

Undermount




Installation from above



black  
570.25.326



anthracite  
570.25.320




rock grey  
570.25.520




volcano grey  
570.25.521




white  
570.25.720



soft white  
570.25.726

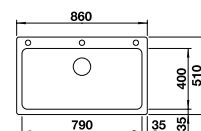


tartufo  
570.25.020



coffee  
570.25.820

## Technical drawing



Bowl depth 220mm

Pre-drilled holes for tapping or drilling


## BLANCO UNIT with NAYA XL 9



BLANCO LINUS-S



BLANCO SELECT II  
60/4 Orga



Top rails  
235 906




Bamboo  
chopping board  
239 449

## Suggested optional accessories

For more information, installation details and technical drawings, please visit: [www.blanco.com](http://www.blanco.com)

## BLANCO NAYA 6

SILGRANIT



black  
570.25.008




white  
565.71.730



anthracite  
565.71.330




soft white  
565.71.736



rock grey  
565.71.536



tartufo  
565.71.030



volcano grey  
565.71.636



coffee  
565.71.830

without drain remote control

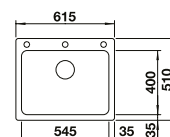
Undermount



Installation from above



### Technical drawing




Bowl depth 200mm

Pre-drilled holes for tapping or drilling

## BLANCO NAYA 5

SILGRANIT




black  
570.25.001




white  
570.25.007



anthracite  
570.25.004



soft white  
570.25.006



rock grey  
570.25.003



tartufo  
570.25.005



volcano grey  
570.25.008



coffee  
570.25.002

without drain remote control

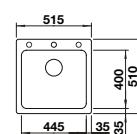
Undermount



Installation from above



### Technical drawing



Bowl depth 200mm

Pre-drilled holes for tapping or drilling


### BLANCO UNIT with NAYA




BLANCO LINUS-S



BLANCO SELECT II  
60/4 Orga



Top rails  
235 906



Bamboo  
chopping board  
239 449

### Suggested optional accessories



# XL BOWLS FOR AN INDIVIDUAL LOOK.

BLANCO ZIA.



Sinks from the BLANCO ZIA family are impressive for their timeless, stylish design, high level of convenience and easy-care materials. Bulky dishes and pots don't present any problem for the large BLANCO ZIA bowl, where you can comfortably clean the most cumbersome of kitchen utensils. The distinctive surrounding rim also allows you to use the drainer and tap ledge to best effect.

- Modern design with clear lines
- Straight-lined outer contour emphasised by the narrow rim
- Spacious double bowl sink for doing different tasks at the same time

## BLANCO ZIA 8 S

SILGRANIT







without drain remote control

Undermount

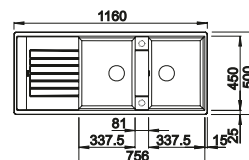


Installation from above



		
black 565.76.151	anthracite 565.76.350	volcano grey 565.76.153
		
white 565.76.750	soft white 565.76.152	coffee 567.69.820

### Technical drawing



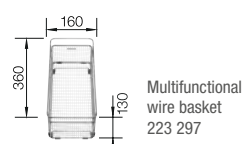
Bowl depth 190/190mm

Pre-drilled holes for tapping or drilling

### BLANCO UNIT with ZIA 8 S



### Suggested optional accessories



### BLANCO ZIA XL 6 S


#### SILGRANIT

with drain remote control


\*without drain remote control

Undermount

Installation from above



black  
567.66.001/567.66.001



white  
517.561/567.66.040



anthracite  
517.558/567.66.000



soft white  
527.216/567.66.002

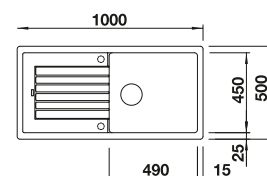


volcano grey  
527.399/567.66.003



coffee  
517.567/567.66.100

#### Technical drawing



Bowl depth 190mm

Pre-drilled holes for tapping or drilling

#### BLANCO UNIT with ZIA XL 6 S




BLANCO LINUS-S



BLANCO SELECT II 60/3

#### Suggested optional accessories



Bamboo  
chopping board  
239.449



Multifunctional  
colander  
220.736

### BLANCO ZIA 5 S


#### SILGRANIT

with drain remote control


\*without drain remote control

Undermount

Installation from above



black  
526.015/567.69.501



white  
520.506/567.69.505



anthracite  
520.502/567.69.500



soft white  
527.203/567.69.503

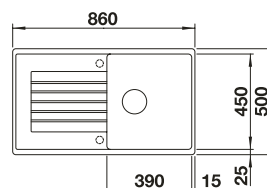


volcano grey  
527.386/567.69.504



coffee  
520.510/567.69.502

#### Technical drawing



Bowl depth 190mm

Pre-drilled holes for tapping or drilling

#### BLANCO ZIA 5 S

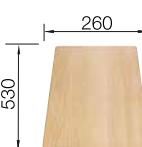
#### Suggested optional accessories




BLANCO MIDA



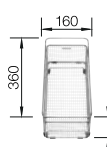
BLANCO SELECT II 50/2



Solid beech  
chopping board  
218.313



Plastic  
chopping board  
in white  
217.611



Multifunctional  
wire basket  
223.297

# CONTEMPORARY DESIGN IN DILGRANT

## BLANCO SONA



The modern look of BLANCO SONA is the perfect fit for contemporary kitchens. The sinks of the SONA family offer plenty of convenience thanks to the spacious main bowl and large additional bowl. Practicality is paramount: The reversible design makes the sinks suitable for left- and right-handed people alike, as you can position the bowl to the left or right of the drainer. The SONA models feature a distinctive, strikingly grooved tap ledge. These sinks are suitable for base cabinets with a width of 45, 50 or 60 centimetres. The optional accessories include a solid beech chopping board and a stainless steel multifunctional basket.


- XL BOWL
- Reversible design
- Timelessly beautiful

## BLANCO SONA 8 S SILGRANIT

without drain remote control

Undermount


Installation from above




black  
567.70.502



anthracite  
567.70.300



rock grey  
567.70.500



volcano grey  
567.70.501



white  
567.70.700



soft white  
567.70.503

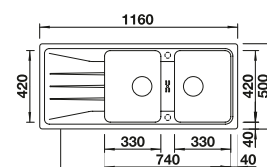


tartufo  
567.70.504



coffee  
567.70.800

### Technical drawing



Bowl depth 190/190mm

○ Pre-drilled holes for tapping or drilling

### BLANCO UNIT with BLANCO SONA 8 S

### Suggested optional accessories



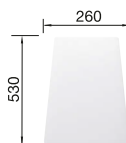
BLANCO CARENA-S Vario



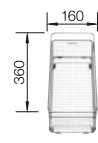
BLANCO SOLON-IF



Solid beech  
chopping board  
218313



Plastic chopping  
board in white  
217611



Multifunctional  
wire basket  
223297



### BLANCO SONA XL 6 S


SILGRANIT

without drain remote control

Undermount




Installation from above




black  
570.26.371




anthracite  
570.26.370



rock grey  
570.26.372



volcano grey  
570.26.676



white  
570.26.770



soft white  
570.26.771

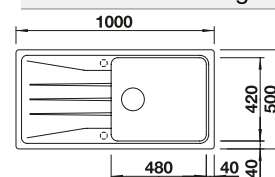


tartufo  
570.26.373



coffee  
570.26.372

#### Technical drawing



● Bowl depth 190 mm  
Pre-drilled holes for tapping or drilling

#### BLANCO UNIT with BLANCO SONA XL 6 S



BLANCO CARENA-S Vario

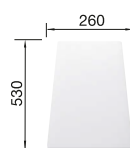


BLANCO BOTTON Pro 60/3  
Automatic

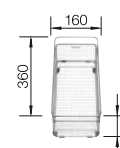
#### Suggested optional accessories



Solid beech  
chopping board  
218313



Plastic chopping  
board in white  
217611



Multifunctional  
wire basket  
223297

### BLANCO SONA 5 S


SILGRANIT

with drain remote control

Undermount




Installation from above



black  
570.29.430



anthracite  
570.29.330



rock grey  
570.29.530



volcano grey  
570.29.534



white  
570.29.730



soft white  
570.29.532

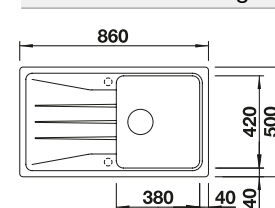


tartufo  
570.29.533



coffee  
570.29.531

#### Technical drawing



● Bowl depth 190 mm  
● Pre-drilled holes for tapping or drilling

#### BLANCO UNIT with BLANCO SONA 5 S



BLANCO CARENA-S Vario

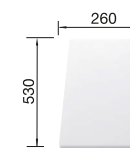


BLANCO SELECT II 50/3

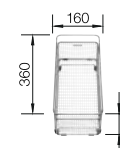
#### Suggested optional accessories



Solid beech  
chopping board  
218313



Plastic  
chopping board  
in white  
217 611



Multifunctional  
wire basket  
223 297

# MODERN DESIGN WITH SPACIOUS BOWLS.


BLANCO METRA.



Experience the visual appeal of BLANCO METRA. With its straight-lined design, this sink range looks perfect with all sorts of kitchen styles. The flat rim fits perfectly into any setting. What's more, the spacious METRA sinks offer plenty of space thanks to their large, deep bowls.

- Young, straight-lined design
- Attractive line of sinks in the medium price category
- Maximum bowl capacity with huge main bowl and spacious additional bowl
- Large tap ledge for installation of mixer tap and soap dispenser
- Aesthetic low-profile rim design
- Can be installed reversibly


## BLANCO METRA 9 SILGRANIT




black  
565.70.358



anthracite  
565.70.352




rock grey  
565.70.552



volcano grey  
565.70.000



white  
565.70.752



soft white  
565.70.726



tartufo  
565.70.052



coffee  
565.70.852

without drain remote control

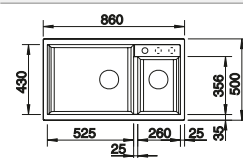
Undermount



Installation from above



### Technical drawing



Bowl depth 190/190mm

○ Pre-drilled holes for tapping or drilling

### BLANCO UNIT with METRA 9

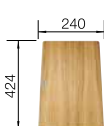
### Suggested optional accessories



BLANCO LINUS-S



BLANCO BOTTOM  
II 30/2



Ash compound  
chopping board  
230 700



Corner caddy  
235 866

For more information, installation details and technical drawings, please visit: [www.blanco.com](http://www.blanco.com)

# CLASSIC. TIMELESS. BEAUTIFUL.

Stainless steel sinks and bowls.



**Stainless steel sinks are timeless and elegant, and often the preferred material of kitchen planners.**

Besides its ideal properties for preparing food and cleaning dishes, stainless steel also offers plenty of design options and product features, like rounded or tight corners, different bowl depths and sink shapes. A wide range of styles opens up endless possibilities to find the right sink for every kitchen, while the neutral tones of stainless steel blend harmoniously with any kitchen environment.



Stainless steel is a hygiene expert, its surface is smooth, tough and pore-free, making it exceptionally easy to clean. The premium quality of the BLANCO stainless steel makes our sinks safe for food use. It also has a natural resistance to common household acids and stains, e. g. coffee, tea, fruits, and vegetables. Making food preparation on its surface, carefree.




Stainless steel is robust. Dishes or vases that drop onto it will not break easily. Putting hot cookware or pouring off boiling water into the sink won't affect the heat-resistant surface. With minimum care needed, stainless steel sinks will retain their brilliance and perform perfectly for decades.



# ZEROXLINE.

Striking rectangular bowl design in stainless steel.



The BLANCO ZEROX range of bowls features a zero-radius design and is defined by its minimalist, linear look. For those who love minimalist style, ZEROX bowls come in a range of models and fit perfectly into pared-back interiors.

The large ZEROX bowl range is available in three different stainless steel surfaces: in high-grade brushed satin polish, in innovative and resistant Durinox, and in elegant, velvety lustrous Dark Steel. The Dark Steel surface fits harmoniously into modern kitchen settings that feature dark colours.



The pure, uncoated Dark Steel has a matt metallic sheen and blends in perfectly with dark shades.



The velvety matt ZEROX Durinox bowl feels pleasantly warm to the touch and is scratch-resistant.



ZEROX undermount bowls in top-quality stainless steel satin polish are timelessly beautiful.

### BLANCO ZEROX 700-U

Stainless steel

InFino drain system  
without remote control



Undermount



dark steel  
565.75.566

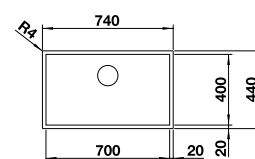


Durinox  
570.27.410



satin polish  
565.75.560

#### Technical drawing



Bowl depth 185mm

### BLANCO ZEROX 500-U

Stainless steel

InFino drain system  
without remote control



Undermount



dark steel  
565.75.556

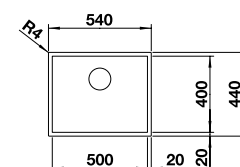


Durinox  
570.27.400



satin polish  
565.75.550

#### Technical drawing



Bowl depth 175mm

### BLANCO ZEROX 400-U

Stainless steel

InFino drain system  
without remote control



Undermount

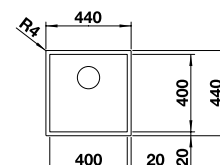


Durinox  
570.27.390



satin polish  
565.75.540

#### Technical drawing



Bowl depth 175 mm

### BLANCO ZEROX 340/180-U

Stainless steel

InFino drain system  
without remote control

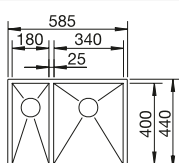


Undermount



satin polish  
565.67.953

#### Technical drawing

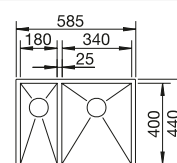


Bowl depth 175/130mm



satin polish  
565.67.954

#### Technical drawing



Bowl depth 175/130mm

### BLANCO UNIT with ZEROX



BLANCO CULINA-S II  
527463



BLANCO LINEE



BLANCO SELECT II 60/3

# THE SUBTLE. STRAIGHT-LINED LOOK.

Striking rectangular bowl design in stainless steel.



Experience our popular BLANCO ANDANO Stainless steel models: The subtle, straight-lined look of the ANDANO range enhances any kitchen design. With the harmonious interplay between functional and aesthetic elements – including details like the visually appealing C-overflow – this bowl concept is both top-quality and convenient. The generous bowl capacity and the fully usable base surface offer enough room for every purpose. The practical ANDANO sink with drainer offer even more options for use. The elegantly modern design highlights the multifunctional elements, including the attachable multifunctional colander, which blends seamlessly and elegantly into the sink design. ANDANO sink with drainer highlights include the side-integrated tap ledge. Not only is this easy to reach, but it is also perfect for installing in front of a window, thanks to its space-saving design. What's more, the optional accessories further enhance BLANCO ANDANO's practical functions. The fully moveable glass cutting board in velvety-matt midnight blue is a truly eye-catching feature.

## BLANCO ANDANO 700-U

Stainless steel

InFino drain system  
without remote control

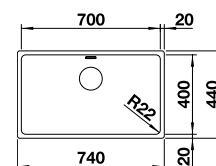


Flat rim IF



satin polish  
565.75.660

### Technical drawing



Bowl depth 190 mm


### BLANCO UNIT with ANDANO



BLANCO LINUS-S



BLANCO FLEXON II  
Low 80/3



Ash compound  
chopping board  
230 700



Multifunctional  
stainless steel colander  
227 692



PushControl  
retrofit set  
525 273

For more information, installation details and technical drawings, please visit: [www.blanco.com](http://www.blanco.com)



## BLANCO ANDANO 450-U

Stainless steel



satin polish  
565.75.880

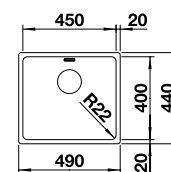
InFino drain system  
without remote control



Flat rim IF



### Technical drawing



Bowl depth 190mm

## BLANCO ANDANO 400-U

Stainless steel



satin polish  
565.75.500

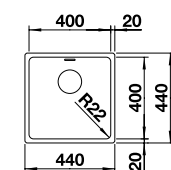
InFino drain system  
without remote control



Flat rim IF



### Technical drawing



Bowl depth 190mm

## BLANCO ANDANO 340-U

Stainless steel



satin polish  
565.75.870

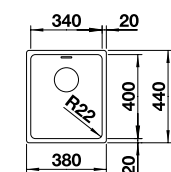
InFino drain system  
without remote control



Flat rim IF



### Technical drawing



Bowl depth 190mm

## BLANCO ANDANO 340/180-U

Stainless steel

InFino drain system  
without remote control



Undermount

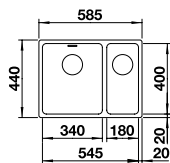


Main bowl right



satin polish  
565.75.911

Technical drawing



Bowl depth 190/130mm

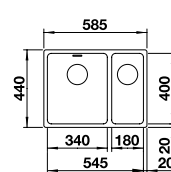


Main bowl left



satin polish  
565.66.860

Technical drawing



Bowl depth 190/130mm

## BLANCO ANDANO 400/400-U

Stainless steel

InFino drain system  
without remote control

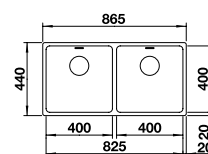


Undermount



satin polish  
565.75.520

Technical drawing



Bowl depth 190/190mm

## BLANCO ANDANO 340/340-U

Stainless steel

InFino drain system  
without remote control

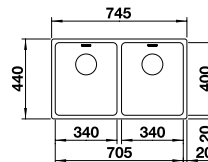


Undermount



satin polish  
565.75.640

Technical drawing



Bowl depth 190/190mm

### BLANCO UNIT with ANDANO



BLANCO MIDA XL



BLANCO FLEXON II  
Low 90/4

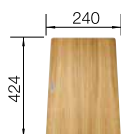


BLANCO FLEXON II  
Low 80/3

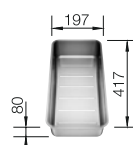


BLANCO FLEXON II  
60/3

### Suggested optional accessories



Ash compound  
chopping board  
230 700



Multifunctional  
stainless steel colander  
227 692



PushControl  
retrofit set  
525 273

# A CLASSIC MEETS THE MODERN DAY.

BLANCO SUPRA.



A classic meets the modern day: BLANCO SUPRA excels at understated, timeless design. Its classic look fits beautifully into any kitchen. The SUPRA models for undermount sinks allow flexible bowl combinations that can be customised to your kitchen design and personal taste. Among its advantages in terms of installation, the BLANCO SUPRA features a flat rim that fits perfectly with any kitchen. The sink is also notable for the optimal position of its outlet and overflow, which are both located centrally in relation to the bowl. Practical accessories further enhance the sink's functions, including the multifunctional stainless steel basket and the high-quality plastic drip tray with a stainless steel insert.

## BLANCO SUPRA 500-U

Stainless steel

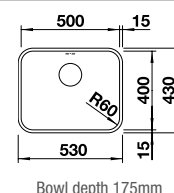
without drain remote control

Undermount



brushed finish  
518 205

### Technical drawing



### BLANCO UNIT with SUPRA




BLANCO MILA-S

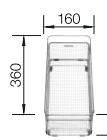


BLANCO BOTTOM II 30/2

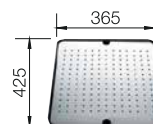
### Suggested optional accessories



Top rails  
235 906



Multifunctional  
wire basket  
223 297



Draining tray  
513 485

For more information, installation details and technical drawings, please visit: [www.blanco.com](http://www.blanco.com)



**BLANCO SUPRA 450-U**

Stainless steel

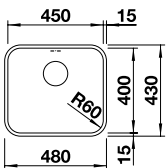
without drain remote control

Undermount



brushed finish  
518 203

Technical drawing



Bowl depth 175mm

**BLANCO SUPRA 400-U**

Stainless steel

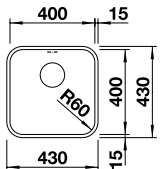
without drain remote control

Undermount



brushed finish  
565.67.333

Technical drawing



Bowl depth 175mm

**BLANCO SUPRA 340-U**

Stainless steel

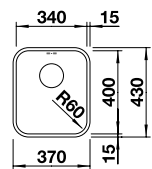
without drain remote control

Undermount



brushed finish  
565.75.900

Technical drawing



Bowl depth 175mm

BLANCO UNIT with SUPRA




BLANCO MILA-S

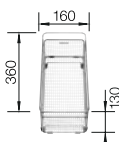


BLANCO BOTTOM II 30/2

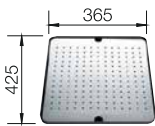
Suggested optional accessories



Top rails  
235 906



Multifunctional  
wire basket  
223 297



Draining tray  
513 485

# AESTHETICS AND FUNCTION IN ALL THEIR FACETS.

BLANCO kitchen mixer taps.



Clean water is a part of quality of life. BLANCO's filter mixer taps make an important contribution to this – in combination with a standard filter system that is installed in the base unit. With BLANCO's filter mixer taps, filtered and non-filtered water are controlled by separate control levers. Depending on the particular model, 3-way mixer taps are available with a separate or integrated spout for standard and filtered water. The water qualities run separately.



BLANCO FONTAS-S II: Convenient filter mixer tap in L-spout shape – available in metallic and coloured finishes.



BLANCO CATRIS: A semi-professional mixer tap in a classic design that is bound to delight enthusiastic home cooks.

# A FRESH SOLUTION WITH FILTERED WATER.

BLANCO FONTAS/-S II.



It's the ultimate in smartness. BLANCO FONTAS provides three options: warm, cold and filtered cold water. The BLANCO FONTAS-S II Filter tap is notable for its pull-out spout for warm and cold water and filtered water. This spout allows flexible use around the sink, making it easy to fill household appliances like your kettle or coffeemachine reservoir with filtered water. A fresh solution that tastes great. The two separate control levers for cold and warm water on the right-hand side and the control lever for filtered water on the left-hand side ensure that you can always get exactly the type of water that you want at any given moment.

## BLANCO FONTAS II

Kitchen mixer taps



### PVD



PVD steel  
569.15.140



satin gold  
569.15.001



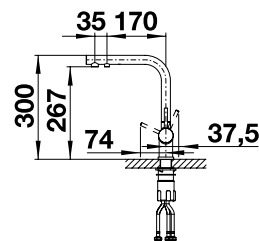
**NEW**  
satin dark steel  
569.15.000

### Metallic surface



chrome  
569.15.240

### Technical drawing



### SILGRANIT Look



black  
569.15.346



anthracite  
569.15.340



rock grey  
569.15.540



volcano grey  
569.15.004



white  
569.15.740



soft white  
569.15.003



tartufo  
569.15.040



coffee  
569.15.850

### Special colour



black matt  
569.03.911

For more information, installation details and technical drawings, please visit: [www.blanco.com](http://www.blanco.com)



## BLANCO FONTAS-S II

Kitchen mixer taps

High Pressure



Filter



Extendable spray



### PVD



PVD steel  
569.03.140



satin gold  
569.15.007

### Metallic surface

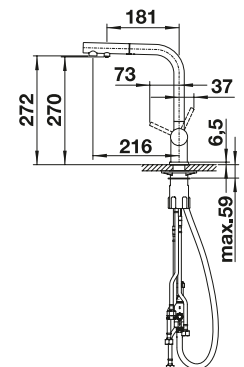


chrome  
569.03.240



satin dark steel  
569.15.005

### Technical drawing



### SILGRANIT Look



black  
569.03.380



anthracite  
569.03.340



rock grey  
569.15.006



volcano grey  
570.24.646



white  
569.03.740



soft white  
569.15.010



tartufo  
569.15.008



coffee  
569.03.840

### Special colour



black matt  
569.03.910

### Recommendation soap dispenser



BLANCO LATO  
Soap dispenser

# ICONIC DESIGN FOR HOME CHEFS

BLANCOCULINA-S II / BLANCOCULINA-S II Sensor



## Second generation of a timeless classic.

As kitchen water place specialists, we have always been especially proud of the BLANCOCULINA design. With its superb design and plethora of practical functions, BLANCOCULINA-S II for semi-professional use makes the ideal addition to any home cook's kitchen and is perfect for keen amateur chefs. The high, flexible pull-out spout can be rotated 360° for splash-free tasks at the sink. Pots and vases of different sizes to be filled with ease.

BLANCOCULINA-S II is available in a range of beautiful finishes, and now with a Sensor variant. With their two sensors, the BLANCOCULINA-S II Sensor model ensure hands-free washing and filling of pots and other vessels. They're perfect all-rounders in any modern kitchen and the perfect companion for tech-savvy amateur and semi-professional chefs.



## Handwash sensor

The touch-free sensor allows you to wash your hands without getting finger marks, germs and dirt on the tap. Thanks to the infrared movement sensor on the left-hand side of the tap, the system knows exactly how long the water needs to flow when you're washing your hands.



## Pot Filler sensor

The intuitive sensor is the ideal addition for all home cooks. When you place a pot under the sensor, it is automatically filled with water from the tap. The water flow stops automatically when you remove the pot from the sensor.

## BLANCOCULINA-S II Sensor **NEW**

Kitchen mixer taps

Extendable spray



Sensor



Power supply required

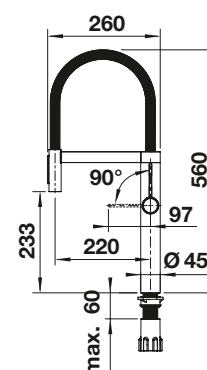


PVD



PVD steel  
569.11.003

Technical drawing



## BLANCOCULINA-S II **NEW**

Kitchen mixer taps

Pull-out dual spray



Extendable spray



PVD



satin dark steel  
569.11.004



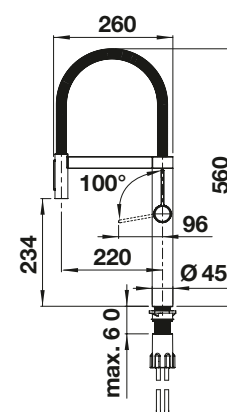
PVD steel  
569.11.300

Special colour



black matt  
569.11.002

Technical drawing



### Recommendation soap dispenser



BLANCO LATO  
Soap dispenser



# FOR ULTIMATE EASE OF USE.

BLANCO CATRIS-S, BLANCO CATRIS-S Flexo.



BLANCO CATRIS is a semi-professional mixer tap in a classic design that is bound to delight enthusiastic home cooks. The mixer tap comes with an array of practical features: the flexible high-pressure spout has a manoeuvrable and easy removable pull-out spray. As such, a CATRIS mixer tap makes cleaning even large pots and pans a breeze. In addition, the practical dual spray allows you to switch from a steam to a jet spray at the touch of a button. You can use the gentle stream flow to rinse delicate ingredients and materials, such as berries or glasses. The powerful jet spray, by contrast, is great for filling cooking pots with water quickly and conveniently. The CATRIS mixer tap works particularly well when combined with wall units, as it fills the space in-between to perfection.

## BLANCO CATRIS-S Flexo

Kitchen mixer taps

High Pressure



Pull-out dual spray



Extendable spray



PVD



PVD steel  
569.10.130



satin dark steel  
569.10.221

NEW



chrome  
569.10.230

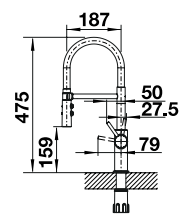
Metallic surface

Special colours



black matt  
569.10.430

Technical drawing



Flowrate 7.8 l

## BLANCO CATRIS-S

Kitchen mixer taps

High Pressure



Pull-out dual spray



Extendable spray

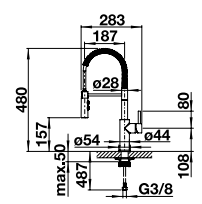


Metallic surface



chrome  
569.10.220

Technical drawing



Flowrate 9 l

### Recommendation soap dispenser



BLANCO LATO  
Soap dispenser

For more information, installation details and technical drawings, please visit: [www.blanco.com](http://www.blanco.com)

# THE DIVERSE BESTSELLER.

BLANCO LINUS/-S.



LINUS has been one of BLANCO's most popular ranges of mixer taps for years. This is due in no small part to its minimalistic, contemporary design: the wide cylindrical base with its transverse control lever exudes stability, without appearing bulky. This is adjoined by the slender, right-angled outlet, which makes it easy to fill even tall-sided vases and large pots. The BLANCO LINUS-S version also has an extendible outlet, offering greater flexibility for kitchen tasks.

## BLANCO LINUS

Kitchen mixer taps



### PVD



satin gold  
565.68.852



NEW  
satin dark steel  
565.68.851



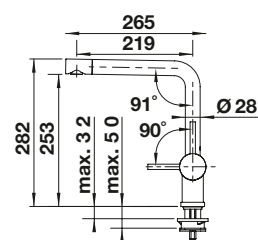
chrome  
565.68.260



stainless steel  
569.04.290

### Metallic surface

### Technical drawing



Flowrate 14.4 l

### SILGRANIT Look



black  
569.04.377



anthracite  
569.04.370



rock grey  
565.68.551



volcano grey  
565.68.854



white  
569.04.770



soft white  
569.04.776



tartufo  
569.04.070



coffee  
569.04.870

### Special colour



black matt  
569.04.378

For more information, installation details and technical drawings, please visit: [www.blanco.com](http://www.blanco.com)

BLANCO LINUS-S

Kitchen mixer taps

High Pressure

Extendable spray



PVD



satin gold  
565.68.857



satin dark steel  
565.68.855

NEW

Metallic surface

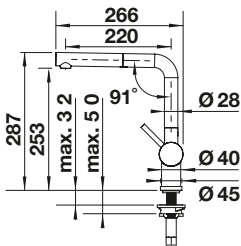


chrome  
565.68.250



stainless steel  
569.09.080

Technical drawing



Flowrate 14.4 l

SILGRANIT Look



black  
565.68.357



anthracite  
565.68.350



rock grey  
565.68.550



volcano grey  
565.68.552



white  
565.68.750



soft white  
565.68.756



tartufo  
565.68.050



coffee  
565.68.850

Special colour



black matt  
565.68.358

Recommendation soap dispenser



BLANCO LATO  
Soap dispenser



# EXQUISITE DESIGN FOR COMPACT SINKS.

BLANCO MIDA/-S, MIDA/-S XL.



A high, gently curving spout rises from the straight and slender body, making it easy to fill large vases and pots. In addition, the spout of all of the models in the MIDA range can pivot 360 degrees, allowing you to give the drainer a quick clean or stash larger dishes safely in the sink. Mixer taps from the MIDA range also come in an impressive range of colours: discover the many shades available in a Silgranit look, which can be paired with a sink in the same colour.

This brings a sense of harmony to your kitchen and transforms your sink into an eye-catching feature. The XL version of the stylish MIDA mixer tap even offers an extra-high spout for more convenient filling and more space for rinsing dishes. This version can also come with an optional pull-out spray, allowing you to work even more flexibly.

## BLANCO MIDA-S

Kitchen mixer taps

High Pressure



Extendable spray



Metallic surface



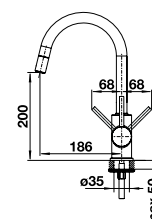
chrome  
569.10.200

Special colours



black matt  
569.08.051

Technical drawing



Flowrate 10 l

SILGRANIT Look



black  
569.10.306



anthracite  
569.10.300



volcano grey  
569.08.052



white  
569.10.700



soft white  
569.10.706



coffee  
569.10.800

**BLANCO MIDA**

Kitchen mixer taps

High Pressure



Solid spout





Metallic surface



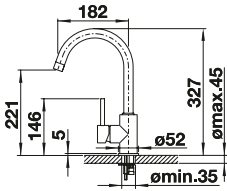
chrome  
569.08.240

Special colours



black matt  
569.08.049

Technical drawing



Flowrate 15.12 l

SILGRANIT Look



black  
569.08.047



anthracite  
569.08.340



volcano grey  
569.08.050



white  
569.08.740



soft white  
569.08.048



coffee  
569.08.840

Recommendation soap dispenser



BLANCO LATO  
Soap dispenser

# CLEAN, CLASSIC DESIGN.

BLANCO MILA/-S.



BLANCO MILA features a timelessly elegant design. A slender profile and clean shape define the straight-lined design of this mixer tap and give it a thoroughly modern look. The durable materials also emphasise the high quality of your kitchen fittings. In a chrome look, the classic design of the mixer tap ensures that it fits seamlessly into any style of kitchen. While the range might initially attract attention due to its appearance, it also has a plethora of practical features to offer. For one thing, the spout can be pivoted 360 degrees, providing an extended range of action. The mixer tap can be ordered with an optional pull-out spray, which makes it easier to fill larger pots and vases, for instance. It also makes cleaning kitchen utensils a whole lot simpler.

## BLANCO MILA-S

Kitchen mixer taps



### Metallic surface



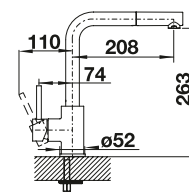
chrome  
569.06.210

### Special colours



black matt  
569.08.054

### Technical drawing



Flowrate 10.2 l

High Pressure



Extendable spray



## BLANCO MILA

Kitchen mixer taps



### Metallic surface



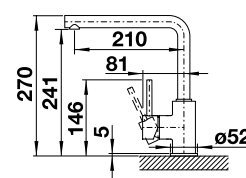
chrome  
569.10.210

### Special colours



black matt  
569.08.053

### Technical drawing



Flowrate 14.4 l

High Pressure



Solid spout



### Recommendation soap dispenser



BLANCO LATO  
Soap dispenser

For more information, installation details and technical drawings, please visit: [www.blanco.com](http://www.blanco.com)

# CONVENIENCE IN A CONTOURED DESIGN.

BLANCO MILI.



Make a statement in your kitchen with the BLANCO MILI range. This mixer tap features a highly characterful, timeless design that is only emphasised by the J-shaped spout. It has a slender design and thus fits unobtrusively into your kitchen style. BLANCO MILI's features assist with efficient and easy working in the kitchen. The spout can swivel 360 degrees, which makes it much easier to fill high-sided pots and vases. The convenient height of the spout allows you to work in the sink without restricting your ability to move around. BLANCO MILI also fits the bill in aesthetic terms, with myriad colours on offer. This allows you to match your mixer tap perfectly to your coloured sink or high-quality Silgranit bowl.

## BLANCO MILI

Kitchen mixer taps

High Pressure



Solid spout



### Metallic surface



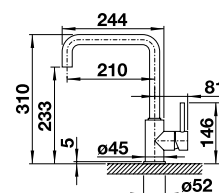
chrome  
569.09.260

### Special colours



black matt  
569.09.000

### Technical drawing



Flowrate 15 l

### SILGRANIT Look



black  
569.08.055



anthracite  
569.09.360



volcano grey  
569.08.057



white  
569.09.760



soft white  
569.08.056



coffee  
569.09.870

### Recommendation soap dispenser



BLANCO LATO  
Soap dispenser



# OUTSTANDING DESIGN.

BLANCO LINEE.



reddot design award  
winner 2011

This kitchen mixer taps, which was awarded the world-famous Red Dot Product Design Award, is a truly iconic design. BLANCO LINEE stainless steel mixer taps embody geometric clarity.

## BLANCO LINEE-S

Kitchen mixer taps



### Metallic surface

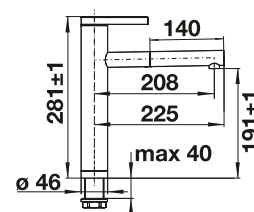


chrome  
517 594



stainless steel satin matt  
569.02.090

### Technical drawing



Flowrate 11.5 l/min at 3 bar pressure

### SILGRANIT Look



black  
/chrome  
569.02.381



anthracite  
/chrome  
569.02.380



rock grey  
/chrome  
569.02.586



volcano grey  
/chrome  
569.02.588



white/  
chrome  
569.02.780



soft white  
/chrome  
569.02.781



tartufo  
/chrome  
569.02.080



coffee  
/chrome  
569.02.880

### Recommendation soap dispenser



BLANCO PIONA  
Soap dispenser



Pop-up control

### Suggested optional accessories



Dirt filter for  
corner valve  
128 434



Spray hose guide for kitchen  
mixer taps  
511 920

For more information, installation details and technical drawings, please visit: [www.blanco.com](http://www.blanco.com)



# PLAY OF CONTRASTS

## BLANCO AVONA-S



BLANCO AVONA sets itself apart with its high-contrast interplay between round and angular shapes: the slender, cubic outlet flows into the conical, gradually widening tap base. The compact, leaf shaped control level provides another design accent. This unconventional look won the mixer tap a place in the Selection at the international Iconic Awards 2016 in Cologne. In practical terms, the 360° pivotable outlet provides a fantastic working radius.

BLANCO AVONA-S offers an even greater range thanks to its pull-out hose. With its 140° pivotable outlet, BLANCO AVONA-S makes cleaning vegetables or filling tall vases a breeze. When it comes to colour-matching, BLANCO AVONA also comes in an impressive range of shades: the mixer tap is available in chrome and all 9 of the current SILGRANIT colours-both in the version with a pull-out hose and in models with a fully pivotable outlet.



## BLANCO AVONA-S

### Kitchen mixer taps



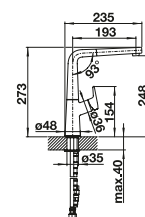
## Metallic surface

chrome  
569.13.210

### Extendable spray



## Technical drawing



Flowrate 8.4 l

## SILGRANIT Look



black  
569.13.000

anthracite  
569.13.310

rock grey  
569.13.002



volcano grey  
569.13.005



white  
569.13.710



soft white  
569.13.004



tartufo  
569.13.003



coffee  
569.13.001

## Recommendation soap dispenser



BLANCO PIONA  
Soap dispenser

### Suggested optional accessories



Dirt filter for  
corner valve  
128 434



Spray hose guide for kitchen mixer taps  
511 920

For more information, installation details and technical drawings, please visit: [www.blanco.com](http://www.blanco.com)

# CREATE EXTRA SPACE AT THE SINK.

BLANCO SOAP DISPENSERS.



With BLANCO soap dispensers, washing-up liquid is right at hand.

Every kitchen will have a call for cleaning agents now and then, even if you do most of your washing up in the dishwasher. There are always a few things that need to be washed by hand, so it's good to have some washing up liquid always within hand's reach. And it's not only useful for washing up. Washing up liquid is also regularly used to clean the worktop or the sink.

## BLANCO LATO

Soap dispenser



### PVD



PVD steel  
527.00.774



satin gold  
580.42.011

### Metallic surface



chrome  
580.42.000

### Special colours

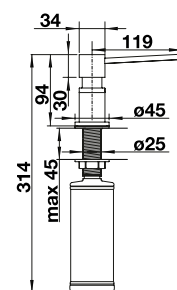


chrome  
527.00.305



satin dark steel  
580.42.002

### Technical drawing



Please note: Additional hole (ø35 mm) required, contains: 300 ml

### SILGRANIT Look dual finish



black/chrome  
580.42.003



anthracite/chrome  
565.69.941



rock grey/chrome  
580.42.005



volcano grey/chrome  
580.42.009



white/chrome  
580.42.010



soft white/chrome  
580.42.008



tartufo/chrome  
580.42.006



coffee/chrome  
580.42.004

For more information, installation details and technical drawings, please visit: [www.blanco.com](http://www.blanco.com)



# FOR EVERY NEED.

BLANCO waste management and organisation systems: more than just collecting waste.



**Separate pull-out front:** SELECT II with the matching organisation drawer.



**Pull-out front with drawer:** FLEXON II offers convenient drawer cabinets measuring up to 90 cm wide.



The average person in Germany produces around 250 kilograms of rubbish per year. Having a waste management and organisation system ensures that rubbish is separated out as effectively as possible, allowing you to sort it into glass, paper, plastic and organic waste at the kitchen workstation itself.

The functions of waste management and organisation systems from BLANCO are specially designed to work in tandem with the sink and mixer tap, with all components configured to fit perfectly within the base cabinet and ensure an ergonomic workflow for all activities at and around the most important workstation within the kitchen.

#### **Effective kitchens need waste separation.**

There is a vast choice of waste bins for kitchens. And just as well, because waste separation works differently from state to state and from household to household. For ordinary residual and organic waste, you ideally want a space close to your sink, as this is when most of the remnants are produced, whether while preparing food or washing up. A waste separation system offers flexible bin divisions, so that you can gather valuable materials separately.

To ensure that your beautiful kitchen remains a place of well-being, the waste bin vanishes elegantly into a base cabinet and is hidden behind its doors. As such, it doesn't matter whether you have hinged doors, front pull-outs or drawers in your kitchen, as there are different separation systems for every type of installation.

But our separation systems don't just do a great job of separating waste from recyclable materials: the bins are also perfect for storing cleaning materials and other cleaning utensils.



**Hinged doors:** BOTTON II 30/2 offers a compact solution for cabinets with hinged doors.



**Special solutions** for special requirements: e. g. SELECT II Soda.



# IT SIMPLY WORKS. FOR EVERY REQUIREMENT.

## 8 tips for the perfect waste separation system.

### Kitchen upgrade or a brand new kitchen? Where in the kitchen should rubbish be collected?

Ideally, a waste separation system should be integrated into kitchen planning. This is the point at which the width of the sink cabinet and the type of cabinet, e. g. a drawer cabinet, are decided on. Knowing those things means that your perfect waste management system can also be planned in at an early stage. But it doesn't only have to happen as part of a complete kitchen redesign. A waste management system is often added when you move in somewhere new or undertake a kitchen upgrade. In this case, it is important to make the best possible use of the existing cabinet set-up. Our brief checklist can help you find the right solution for your home.

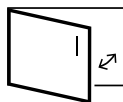
Of course, you can also use our waste separation systems to neatly store cleaning materials, for instance. In this case, please also note points 1 – 3, 7 and 8.



### 1. Select pull-out type and range

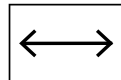
Different systems are available depending on the type of cabinet door.

n	Drawer front without drawer	=	<b>SELECT II</b>
n	Drawer front with drawer	=	<b>FLEXON II</b>
n	Hinged door	=	<b>BOTTON</b> or <b>SINGOLO</b>
n	Worktop waste solution	=	<b>SOLON</b>



### 2. Select base cabinet width

45, 60 or even 90 cm – our systems offer solutions for almost every base cabinet. On page 18 onwards you can see the possibilities of each system at a glance.



### 3. Space restrictions in the base cabinet

Can you configure the space in your base cabinet however you like, or are there constraints, e. g. due to a boiler or a water system?



### 4. Which recyclables do you separate?

- ☐ Paper and cardboard
- ☐ Packaging
- ☐ Biodegradable waste
- ☐ Non-recyclable waste
- ☐ Waste glass
- ☐ Other waste, e. g. batteries

Select a system with the right number of bins and perhaps a matching box or lid.



#### 5. How many people are in your household?

Remember that a 4-person house will often produce more waste than a 1-person household. This will have a bearing on bin sizes and bin volume.



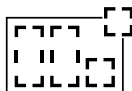
#### 6. How often do you cook?

Do you regularly cook from scratch, or do you eat out a lot? These factors can also help in finding the right waste management system.



#### 7. Select bin combination

Points 5, 6 and 7 will help you choose the perfect bin combination. To find out which bin combinations are possible for your chosen system, see the following pages.



#### 8. Select accessories

Think about which accessories could make your selected system even more practical. A lid for the biodegradable waste bin, perhaps? How about a foot pedal? The following overview sets out the optional accessories that match your system.





# SELECT II. WITH FRONT CONNECTOR.

Waste management system for pull-out fronts.



With its modern design, high-quality fittings and an array of practical details, BLANCO SELECT II ensures a tidy base cabinet. Perfect for kitchens where there's lots going on.



45 cm

2 bins

50 cm

2/3 bins

60 cm

2/3/4 bins

An organisation drawer comes as standard with the following versions:



60 cm

2/3/4 bins

Select pull-out type	Select series	Select base cabinet width	Select bin combination
Separate pull-out front	BLANCO SELECT II		
		45 cm	<input type="radio"/> SELECT II 45/2 503.05.543
		50 cm	<input type="radio"/> SELECT II 50/2 503.05.500
		60 cm	<input type="radio"/> SELECT II 50/3 503.05.501
			<input type="radio"/> SELECT II 60/2 503.05.544
			<input type="radio"/> SELECT II 60/3 503.05.504
			<input type="radio"/> SELECT II XL 60/3 503.05.575
			<input type="radio"/> SELECT II 60/4 503.05.546
			<input type="radio"/> +  SELECT II 60/2 Orga 503.05.502
			<input type="radio"/> +  SELECT II 60/3 Orga 503.05.503
			<input type="radio"/> +  SELECT II XL 60/3 Orga 503.05.506
			<input type="radio"/> +  SELECT II 60/4 Orga 503.05.505



SELECT II 60/2



SELECT II 60/3 Orga



SELECT II XL 60/3



SELECT II XL 60/3 Orga



SELECT II XL 60/4

# FLEXON II. FOR DRAWERS.



















Waste management system for pull-out fronts.



The perfect setup for maximum flexibility: BLANCO FLEXON II is ideal for existing drawers. Installed in a flash, it also offers small bin sizes, for holding biodegradable waste, for instance.



45 cm	2 bins
50 cm	2/3 bins
60 cm	2/3/4 bins
80 cm	3 bins
90 cm	4 bins

Select pull-out type	Select series	Select base cabinet width	Select bin combination
Drawer front with drawer	BLANCO FLEXON II		
		45 cm	<input type="radio"/>  FLEXON II 45/2 503.05.006 
		50 cm	<input type="radio"/>  FLEXON II 50/2 503.05.007 
			<input type="radio"/>  FLEXON II 50/3 503.05.008 
		60 cm	<input type="radio"/>  FLEXON II 60/2 503.05.009 
			<input type="radio"/>  FLEXON II 60/3 503.05.010 
			<input type="radio"/>  FLEXON II XL 60/3 503.05.013 
			<input type="radio"/>  FLEXON II 60/4 503.05.014 
		80 cm	<input type="radio"/>  FLEXON II 80/3 503.05.011 
		90 cm	<input type="radio"/>  FLEXON II 90/4 503.05.012 



FLEXON II 45/2



FLEXON II 50/2



FLEXON II 60/4



FLEXON II 80/3














FLEXON II 90/4





## All systems at a glance

Choose accessories

SELECT Clip waste bag holder	SELECT AutoMove electric opening system	MOVEX	Universal box (can be hung in 8 l, 15 l or 19 l bins)	AktivBio lid 6 l	AktivBio lid 8 l	SELECT bin lid 15 l	SELECT bin lid 8 l	SELECT bin lid 6 l	SELECT Orga for retrofitting in 60 cm base cabinets	Storage tray with lid
										
521 300	546.72.585	528.00.070	229 342	501.88.007	503.05.970	501.88.006	501.88.004	501.88.005	501.88.008	235 845
<input type="radio"/>		<input type="radio"/>	<input type="radio"/>							<input type="radio"/>
		<input type="radio"/>	<input type="radio"/>		<input type="radio"/>		<input type="radio"/>			
<input type="radio"/>	<input type="radio"/>	<input type="radio"/>								<input type="radio"/>
<input type="radio"/>	<input type="radio"/>	<input type="radio"/>	<input type="radio"/>							
<input type="radio"/>	<input type="radio"/>	<input type="radio"/>	<input type="radio"/>		<input type="radio"/>		<input type="radio"/>			
<input type="radio"/>	<input type="radio"/>	<input type="radio"/>	<input type="radio"/>						<input type="radio"/>	<input type="radio"/>
<input type="radio"/>	<input type="radio"/>	<input type="radio"/>	<input type="radio"/>			<input type="radio"/>			<input type="radio"/>	<input type="radio"/>
<input type="radio"/>	<input type="radio"/>	<input type="radio"/>	<input type="radio"/>		<input type="radio"/>		<input type="radio"/>		<input type="radio"/>	<input type="radio"/>
<input type="radio"/>	<input type="radio"/>	<input type="radio"/>	<input type="radio"/>	<input type="radio"/>		<input type="radio"/>		<input type="radio"/>	<input type="radio"/>	<input type="radio"/>
<input type="radio"/>		<input type="radio"/>	<input type="radio"/>							<input type="radio"/>
<input type="radio"/>		<input type="radio"/>	<input type="radio"/>							<input type="radio"/>



FLEXON II 50/3



FLEXON II 60/2



FLEXON II 60/3




FLEXON II XL 60/3

# CLEVER HELPERS FOR EVERYDAY KITCHEN LIFE.

Always at hand.

We all know what it's like: your hands are full of fruit or vegetable scraps and you haven't got a free hand to open the door to the waste bin. Or it might be summer and the organic waste in the base cabinet bin is smelling pretty unpleasant. This is where the clever accessories for our waste systems come in. So that everything is exactly the way you want it.



**SELECT Clip** is a mini everyday hero. It ensures that rubbish bags are securely fixed in place. The clip-on strips are suitable for all SELECT II and FLEXON II bins from 15 litres and all waste bag sizes. And SELECT Clip can do even more than that: two clipped rubbish bags can also be used to quickly divide a large bin for two different types of rubbish. Plastic bags from the supermarket can also simply be repurposed as rubbish bags using the SELECT Clip.



Imagine simply tapping your pull-out door with your hand or leg to open it. This proves particularly handy if you're in a hurry. **BLANCO SELECT AutoMove** is quick and easy to install. It makes a useful accessory, especially for handle-free doors. Lean protection prevents unintentional opening.



What if you don't have a free hand to open the waste bin door? **BLANCO MOVEX** can help. Using a template, this profile strip is attached to the front, meaning the cabinet can be opened by foot.

## Clever accessories



It makes sense to use a **bin lid** in places where odours can build up. Available in 3 sizes, the lid fits almost all standard bins from the SELECT II and FLEXON II ranges. The recesses on the lid offer additional space for storing small objects such as batteries or corks.



Looking for a place for batteries, dishwasher tablets or the like? That's where the **Universal box** comes in handy. Attachable to 8-, 15-, 16- or 19-litre bins from the SELECT II and FLEXON II ranges, it creates additional storage space.



The **Storage tray with lid** is particularly practical for collecting biodegradable waste. It looks good on your worktop and fits perfectly into all 15-, 16- and 30-litre bins, while the lid ensures that unpleasant odours are contained.



The **Organisation drawer**, which can be retrofitted within the 60 cm base cabinet of the SELECT II and FLEXON II ranges, quickly instils order where chaos once reigned. It offers additional storage space e.g. for dishwashing utensils, dishwasher tablets, aluminium foil, etc. The cushioned self-closing mechanism provides even greater convenience.



Unpleasant odours cannot always be completely avoided when collecting biodegradable waste, especially if it's warm. But with the **AktivBio lid**, even stubborn odours don't stand a chance. It effectively combines a changeable activated carbon filter with an odour-reducing stainless steel disc to prevent unpleasant odours from escaping.



Do you find that your waste management system doesn't mesh well with your habits or the size of your household? Perhaps the waste separation regulations have changed in your local area? For many SELECT II models, the bin configuration can be changed retrospectively by adding in **the Flexible frame bar** and bins, which are available separately. You could go from 2 to 3 bins, for instance.

# BOTTON. FOR FLOOR INSTALLATION.

Waste management system for hinged doors.



The ideal waste management and organisation system for base cabinets with hinged doors. Durable, robust and optionally available with an automatic opening mechanism.



min. 30 cm



2 bins

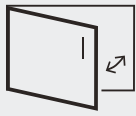
min. 45 cm

2 bins

min. 60 cm

3 bins

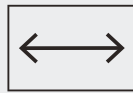




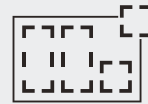
Select  
pull-out type



Select  
series



Select base  
cabinet width



Select bin combination

Hinged door

BLANCO  
BOTTON II  
und  
BOTTON  
Pro

min. 30 cm

min. 45 cm

min. 60 cm

<input type="radio"/>		BOTTON II 30/2 <b>502.09.574</b>	
<input type="radio"/>		BOTTON Pro 45/2 Manual <b>502.09.542</b>	
<input type="radio"/>		BOTTON Pro 45/2 Automatic <b>502.09.552</b>	
<input type="radio"/>		BOTTON Pro 60/3 Manual <b>502.09.543</b>	
<input type="radio"/>		BOTTON Pro 60/3 Automatic <b>528.00.067</b>	



BOTTON Pro 45/2  
Automatic



BOTTON Pro 45/2  
Manual



BOTTON Pro 60/3  
Automatic



BOTTON Pro 60/3  
Manual

## ACCESSORIES TO MAKE KITCHEN TASKS EASIER

Choose from the BLANCO range of ingenious accessories to transform your sink into a multi-functional workplace in just a few simple steps. In order to make best use of the space over the sink, you can often use other sink accessories such as multi-functional colanders or a foldable grid. Even in small kitchens, these can provide additional working surfaces to carry out many tasks.



## CHOPPING BOARDS

A wide variety of quality chopping boards are available – in a variety of woods, glass or high-quality plastic. These are specially made to be used over the sink or by the side, to allow for a flexible chopping space.



## COLANDERS

A variety of stainless steel colanders allow for rinsing and draining pasta or vegetables right in the sink, making this kitchen task so much simpler.



## CORNER CADDY

Practical storage for washing utensils like cleaning products and sponges. Or the caddy can be used as a rinsing and draining colander for food and cutlery. Its secure grip and versatility means it can be placed anywhere around the bowl.



## FOLDABLE GRID

Transform your sink into a modern kitchen workspace with our foldable grids. These can be placed on the drainer, over the bowl or on the worktop, to use for draining washed items or filling up pots. It's easy to stow away and vary the positioning on the drainer, thanks to the practical folding function.

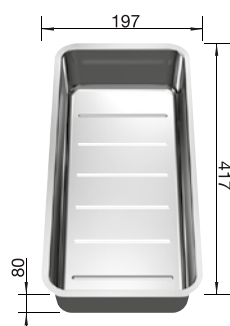
For the full range of accessories visit [blanco.com](https://www.blanco.com)


# COLANDER.

Multifunctional colander for maximum flexibility.




- The perfect addition to sinks and bowls
- For washing, draining and holding fruit and vegetables
- Made of high-quality, easy-care stainless steel














Specification		Recommended for
	Stainless Steel New packaging available as of 2021	565.69.112 ELON XL 6 S ELON XL 8 S PLEON 6 Split ETAGON 700-U SUBLINE-IF Steelframe SUBLINE-IF/A Steelframe

Specification		Recommended for
	Stainless Steel	565.69.110 ANDANO-IF ANDANO-IF/A ANDANO-U



All systems at a glance

Choose accessories

SELECT Clip waste bag holder	SELECT AutoMove electric opening system	MOVEX	Universal box (can be hung in 8 l, 15 l or 19 l bins)	AktivBio lid 6 l	AktivBio lid 8 l	SELECT bin lid 15 l	SELECT bin lid 8 l	SELECT bin lid 6 l	SELECT Orga for retrofitting in 60 cm base cabinets	Storage tray with lid
										
521 300	521 301	519 357	229 342	524 219	524 220	229 338	231 975	231 974	526 212	235 845
<input type="radio"/>	<input type="radio"/>	<input type="radio"/>								<input type="radio"/>
<input type="radio"/>	<input type="radio"/>	<input type="radio"/>	<input type="radio"/>							
<input type="radio"/>	<input type="radio"/>	<input type="radio"/>	<input type="radio"/>		<input type="radio"/>		<input type="radio"/>			
<input type="radio"/>	<input type="radio"/>	<input type="radio"/>	<input type="radio"/>						<input type="radio"/>	<input type="radio"/>
<input type="radio"/>	<input type="radio"/>	<input type="radio"/>	<input type="radio"/>			<input type="radio"/>			<input type="radio"/>	<input type="radio"/>
<input type="radio"/>	<input type="radio"/>	<input type="radio"/>	<input type="radio"/>		<input type="radio"/>		<input type="radio"/>		<input type="radio"/>	<input type="radio"/>
<input type="radio"/>	<input type="radio"/>	<input type="radio"/>	<input type="radio"/>	<input type="radio"/>		<input type="radio"/>		<input type="radio"/>	<input type="radio"/>	<input type="radio"/>
<input type="radio"/>	<input type="radio"/>	<input type="radio"/>	<input type="radio"/>							<input type="radio"/>
<input type="radio"/>	<input type="radio"/>	<input type="radio"/>	<input type="radio"/>			<input type="radio"/>				<input type="radio"/>
<input type="radio"/>	<input type="radio"/>	<input type="radio"/>			<input type="radio"/>		<input type="radio"/>			<input type="radio"/>
<input type="radio"/>	<input type="radio"/>	<input type="radio"/>		<input type="radio"/>		<input type="radio"/>		<input type="radio"/>		<input type="radio"/>
		<input type="radio"/>								
<input type="radio"/>		<input type="radio"/>								<input type="radio"/>



SELECT II 60/2 Orga



SELECT II Compact 60/2



SELECT II 60/3



SELECT II XL 60/4 Orga



# CORNER-CADDY.

The clever corner solution.



- Rising and draining colander for food and crockery
- Practical storage for washing utensils
- Variable placement with secure grip
- More efficient and flexible use of the bowl
- Made of high-quality plastic



Specification		Recommended for
	Plastic New packaging available as of 2021	565.69.206 ADON XL 6 S METRA PLEON 5 / 6 / 8 / 9 DALAGO



For more information, installation details and technical drawings, please visit: [www.blanco.com](http://www.blanco.com)

# CHOPPING BOARD.

Always at your service.



- The cutting board at the outer edges of the sink allows flexible working at the sink centre
- Suitable for sink widths of 500 mm,
- Cutting boards attached to the worktop cut-out or the interior wall of the bowl increase the functionality
- Suitable for bowl lengths of 400 mm or 396 mm

280

424

Specification		
	Bamboo	565.69.044

240

424

Specification		
	Ash Compound	565.69.056



For more information, installation details and technical drawings, please visit: [www.blanco.com](http://www.blanco.com)


# FLEXIBLE CUTTING PAD.

More than a cutting board.



- Suitable for dishwashers 65°C
- Perfect protection of knives and chopping board
- Suitable for food use and hygienic
- For universal use on BLANCO chopping boards



Specification			Recommended for
	Plastic New packaging available as of 2021	565.69.189	



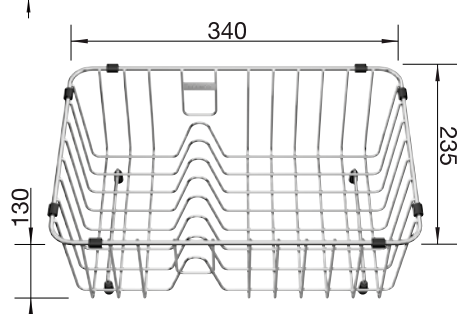
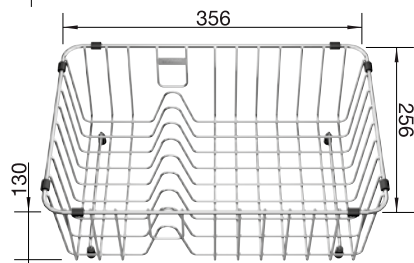
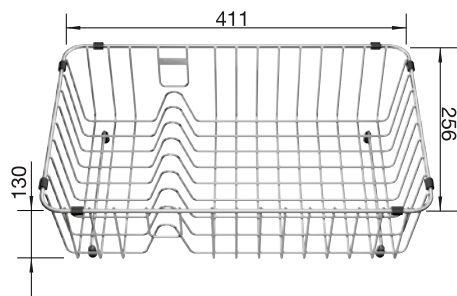


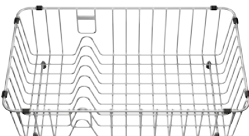
# CROCKERY BASKET.

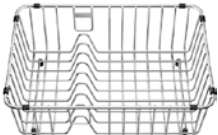
Practical accessory for dishwashing or washing vegetables or fruits.




- Can be used in or next to the sink
- Comes with a practical plate stack
- Made of high-quality, easy-care stainless steel



Specification			Recommended for
	Stainless steel	565.69.221	LEMIS

Specification			Recommended for
	Stainless steel	565.69.222	QUATRUS R15-IU NAYA 8 NAYA 8 S

Specification			Recommended for
	Stainless steel	565.69.223	AXON II 6 S

For more information, installation details and technical drawings, please visit: [www.blanco.com](http://www.blanco.com)

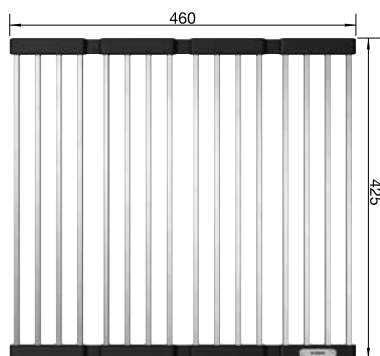



# FOLDING GRID.

An all-round asset to any kitchen.



- Can be placed on the drainer, over the bowl or on the worktop
- Extends the versatility of the sink centre, e.g. for draining washed items or filling up pots
- Variable positioning on the drainer, in the bowl or outside the sink
- Easy to stow away thanks to the practical folding function



Specification		Recommended for	
	Stainless Steel and silicone New packaging available as of 2021	565.69.224	For sinks and bowls with a bowl length of 400 mm



For more information, installation details and technical drawings, please visit: [www.blanco.com](http://www.blanco.com)

HAFELE

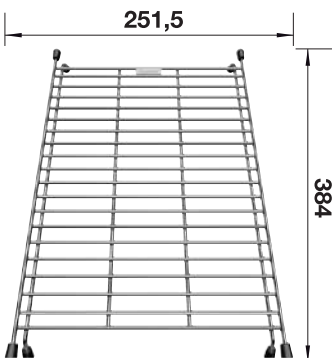
BLANCO


FLOATING GRID.

Additional work-level, extra functionality.



- Secured in the bowl, the floating grid creates an extra work-level to rinse dishes, wash groceries, etc.
- Can be used as a countertop trivet for hot pots and pans
- Increases the functionality of a sink requiring little space
- Made of high quality stainless steel



Specification			Recommended for
	Stainless steel New packaging available as of 2021	565.69.234	VINTERA XL 9-UF NAYA 6 NAYA XL 9






# DRAINING TRAY.

Enlarge your working space.



- Exceptional, attractive wave-look design
- High level of functionality resulting from the excellent drain effect and the safe support for dishes
- Ideal complement to undermount bowls and bowls with the IF low-profile rim and with the classic profiled edge



Specification		Recommended for	
	Plastic New packaging available as of 2021	565.69.239	Undermount bowls, bowls with the IF low-profile rim and with the classic profiled edge



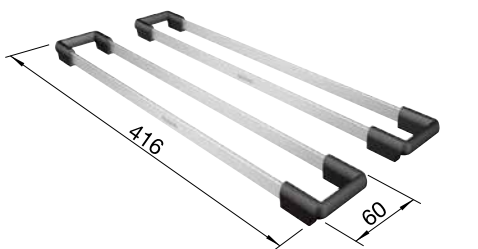
For more information, installation details and technical drawings, please visit: [www.blanco.com](http://www.blanco.com)

# TOP-RAILS.

Additional work-level, extra functionality.



- Placed on the edge of the sink, the Top-Rails build a bridge over the bowl, which allows working on two levels.
- Made of high quality stainless steel
- Endless practical uses on the sink and on the worktop



Stainless steel  
New packaging available  
as of 2021

Specification		Recommended for
		ANDANO IF / IF/A ANDANO U / XL 6 S-IF SUPRA IF / IF/A / U SUBLINE U / IF Steelframe SUBLINE IF/A Steelframe CRONOS XL 6 IF / XL 8 IF FLOW 5 S IF / XL 6 S-IF JARON XL 6 S-IF CLARON IF / IF/A / U ZEROX IF/A / IF / U PLEON 5 / 6 / 6 SPLIT / 8 NAYA 6 / XL 9

565.69.339





# EASY. CONVENIENT. CLEAN.

Grind organic waste easily with the BLANCO Food Waste Disposer



BLANCO FWDs are hygienic, clean and very convenient when it comes to disposing of leftovers quickly and easily. They cut down the amount of waste in the organic waste bin. Therefore the FWD reduces the growth of bacteria and the likelihood of pests and unpleasant odours in the kitchen. They also lower the amount of material sent to landfill sites.

The BLANCO FWD is installed directly beneath the sink and grinds food waste so finely that there is no risk of the pipes becoming blocked. The FWDs are similar to standard grinders, but they don't have knives or blades. All of the moving parts within the appliance are blunt. The system is conveniently controlled from the top of the sink at the touch of a button – the air switch.

All that is needed for the perfect grinding process is cold water from the tap. The rinsing that occurs during the grinding process also means that the device requires little additional care.



Add an FWD to any BLANCO UNIT for a fully integrated, high-quality kitchen water hub that seamlessly includes hygienic and convenient waste handling.



The system is conveniently controlled from the top of the sink at the touch of a button – the air switch.




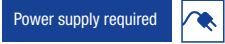
Our BLANCO FWD range, in Lite, Medium and Max, fits all BLANCO sinks and bowls.

**BLANCO FWD Max**

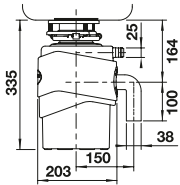
Waste systems



AC induction motor		Powerplug type	
	1 PS/ 230 V/ 50 Hz/ 12 A	565.69.086	E+F



Technical drawing



3 ½" sink outlet required, Product weight: 10.6 kg, Non-detachable 90 cm power cord, Reset-button on bottom of the FWD (note accessibility)

Scope of supply



Air switch set



Air switch cap



Baffle



Plug and strainer



L-pipe set



Overflow connection



Plug a Wrench nd strainer

SILGRANIT Look dual finish



Air switch cap  
526 769




Air switch cap  
526 770



Air switch cap  
526 770

**BLANCO FWD Medium**  
Waste systems



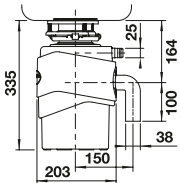
AC induction motor		Powerplug type	
	0.75 PS/ 230 V/ 50 Hz/ 10 A	565.69.085	E+F

Not in all countries available. For further information please contact your BLANCO partner.

Power supply required



Technical drawing



3 1/2" sink outlet required, Product weight: 10.2 kg, Non-detachable 90 cm power cord, Reset-button on bottom of the FWD (note accessibility)

Scope of supply



Air switch set



Air switch cap



Baffle



Plug and strainer



L-pipe set



Overflow connection



Plug a Wrench nd strainer

SILGRANIT Look dual finish



Air switch cap  
526 769



Air switch cap  
526 770




Air switch cap  
526 770

BLANCO FWD Lite

Waste systems

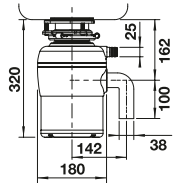


AC induction motor		Powerplug type	
	0.5 PS/ 230 V/ 50 Hz/ 10 A	565.69.087	E+F

Not in all countries available. For further information please contact your BLANCO partner.

Power supply required 

Technical drawing



3 1/2" sink outlet required, Product weight: 7,4 kg, Non-detachable 90 cm inch power cord, Reset-button on bottom of the FWD (note accessibility)

Scope of supply



Air switch set



Air switch cap



Baffle



Stopper



Overflow connection



Plug a Wrench nd strainer

SILGRANIT Look dual finish



Air switch cap  
526 770



Air switch cap  
526 770



# CLEANING SILGRANIT SINKS

Silgranit sinks are extremely hard and resistant. This means that looking after them is really very simple. Nevertheless, when cleaning a granite sink made of Silgranit you should be aware of a few things in order to keep enjoying the fantastic look and feel for as long as possible. This care guide provides advice on how best to clean Silgranit, from daily care to deep cleaning and removing stains.



## Daily care

To clean marks and everyday traces of use from your sink on a day-to-day basis, all you need is a sponge, some detergent and water. Moisten the sponge under running water. Squeeze a small amount of detergent onto the soft side of the sponge. Clean your granite sink by rubbing it with the sponge in small, circular movements, using only the soft side of the sponge. Once you're finished, rinse your sink thoroughly with clean water. Finally, rub your sink dry with a microfibre cloth in order to prevent limescale.

## Removing discolouration

If you go for a long time without cleaning your Silgranit sink, limescale particles will gather on the surface. While the deposited limescale is easy to spot against dark sinks, it can easily go unnoticed at first on light-coloured sinks. Silgranit itself is completely colour-fast – it is the limescale deposits that become discoloured. The use of acid-based cleaning agents, such as vinegar cleaner or citric acid, helps here. They dissolve the lime and dirt layer and give the sink back its original color. Simply spray the sink with an acid-based cleaner and let it work for a short time. Then wipe with a damp cloth and dry with a microfiber cloth.



## Removing metal abrasion

Silgranit sinks are extremely hard. Sometimes pots might leave a metal abrasion on bright surfaces. Removing these dark lines is easy. Apply some cooking oil to the wet sponge on the soft side. Clean the sink with the soft side of the sponge, with circular movements. The mixture of oil and water releases the metal abrasion from the sink. Rinse your sink with dish soap and warm water for oil removal. Then dry it with a microfiber cloth.

## Do not use special cleaning agents

Although Silgranit is a very durable material, there are cleaning products that you should not use to clean your granite sink. These include:

- Drain cleaners
- Cleaners containing chlorine
- Lyes or other solvents
- Abrasive cleaners

These agents are very aggressive and can cause lasting damage to your sink.

# TAPS AND SINKS EXPLAINED

A key to important features and considerations.

We have highlighted on page 5 the importance of knowing your sink cabinet size and what type of sink installation format you are looking for, whether it is inset, undermount. Here is some additional information you'll need to think about when choosing your sink and tap.

## TAPS

### Water pressure

BLANCO has a range of taps suitable for low and high pressure systems. BLANCO considers taps 0.3 bar and below as low pressure.



**High Pressure**



**Low Pressure**

### Features



**Pull-Out Spray:** Features a pull-out spray, useful for directional rinsing.



**Extendable Spray:** Features a pull-out spray hose for extended work area.



**Solid Spout:** Tap spout does not extend.



**Senso Version:** Includes hands-free Start-Stop mode with sensor technology.

## INSET SINK PROFILES

BLANCO sinks come with a range of different profiles.



**Standard:** Edge is rolled over to meet the worktop.



**IF and IF/A:** Unique 1mm flat edge profile for inset flush installation.



**Undermount:** Installed underneath the work surface.

## BOWL CONFIGURATION

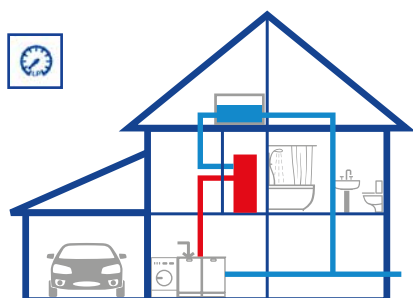
Select the correct sink configuration for your kitchen.



**UNI (Universal)** indicates an inset sink suitable for both left and right configurations.

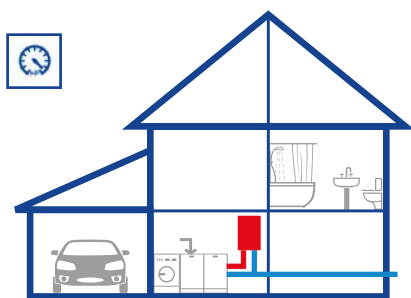
## TAP FLOW RATES EXPLAINED

Before choosing your BLANCO tap it is essential to check whether you have a high or low pressure water system.



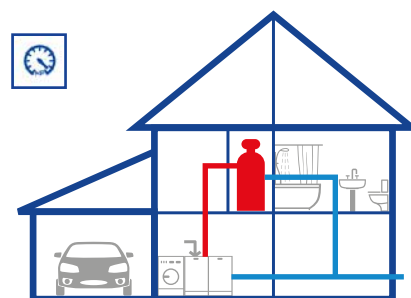
### Low pressure (Gravity-fed system)

You have a cold water tank in your attic and a hot water tank in your airing cupboard. You should choose taps which state they are suitable for a low pressure system.



### High pressure (Combi-boiler system)

You have a boiler unit but no hot water cylinder, the boiler unit is usually found in the kitchen and delivers hot water on demand. You should be able to choose from most of our taps.



### High pressure (Pumped system)

You have a hot water cylinder with an expansion vessel on top (often called Megaflow), usually found in the airing cupboard, but you do not have a cold water tank. You should be able to choose any of our taps.

At BLANCO we consider anything 0.3 bar or below as low pressure. Any higher is considered high pressure.

# IMPRINT

This brochure is only intended for use by the recipient.  
It remains in all respects the property of Häfele.

Reproductions of this catalogue in whole or in part, the copying or imitation  
of any illustrations and the imitation of the layout are strictly prohibited.

The technical descriptions and dimensions in this catalogue, also those  
with the photographs and drawings, are not binding. We reserve the right  
to make design improvements. All dimensions in mm,  
unless stated otherwise.

We bear no liability for any misprints or other errors that might occur in the  
production of the catalogue.

All deliveries are made pursuant to Häfele's sales conditions.

August 2025

© Copyright by Häfele (Thailand) Limited

All rights reserved

Printed in Thailand

## สงวนลิขสิทธิ์

แดดตากล้องเล่มนี้สงวนสิทธิ์ในการใช้งานเป็นคู่มือเลือกซื้อผลิตภัณฑ์เท่านั้นและถือเป็น  
สมบัติของบริษัทเฮเฟเลโดยสมบูรณ์

การผลิตลอกเลียนแบบทั้งหมดหรือส่วนหนึ่งส่วนใด รวมทั้งการลอกเลียนแบบภาพหรือ  
รูปแบบการจัดวางถือเป็นการละเมิดลิขสิทธิ์

คำบรรยายทางเทคนิคและขนาดของผลิตภัณฑ์ รวมถึงภาพและแบบร่าง ที่ปรากฏภายใน  
ไม่ถือเป็นข้อผูกมัดทางกฎหมายแต่อย่างใด

ทางบริษัทฯ ขอสงวนสิทธิ์ในการปรับเปลี่ยนงานออกแบบในภายหลัง ขนาดของผลิตภัณฑ์  
ทั้งหมดมีหน่วยเป็นมิลลิเมตร ยกเว้นในกรณีที่จะระบุเป็นหน่วยอื่น

ทั้งนี้ ทางบริษัทฯ จะไม่ขอรับผิดชอบต่อความผิดพลาดใดๆ ที่อาจเกิดขึ้นระหว่างขั้นตอน  
การผลิตแดดตากล้อง

การจัดส่งสินค้าจะเป็นไปตามเงื่อนไขการขายที่ระบุโดยบริษัทเฮเฟเล่

สิงหาคม 2568

ลิขสิทธิ์ของบริษัท เฮเฟเล่ (ประเทศไทย) จำกัด

สงวนลิขสิทธิ์

พิมพ์ที่ประเทศไทย



[www.hafele.com](http://www.hafele.com)  
[www.hafelethailand.com](http://www.hafelethailand.com)



@hafelethailand



Hafele Thailand

#### Häfele (Thailand) Limited

**Häfele Design Studio (Bangkok)**  
57 Soi Sukhumvit 64, Sukhumvit Rd.,  
Phrahanong Tai, Phrahanong,  
Bangkok 10260  
Telephone: (02) 768-7171

**Häfele Design Studio (Pattaya)**  
88/8 Moo 11, Nongprue,  
Banglamung, Chonburi 20150  
Telephone: (038) 332-485-8

**Häfele Design Studio (Hua Hin)**  
15/84 Soi Hua Hin 29,  
Petchkasem Rd., Hua Hin,  
Prachuapkhirikhan 77110  
Telephone: (032) 547-704

**Häfele Design Center (Phuket)**  
Opposite Big C, 81 Moo 5,  
Chalermprakiet Ror-9 Rd.,  
Vichit, Mueang, Phuket 83000  
Telephone: (076) 304-460

**Häfele Design Studio (Chiang Mai)**  
498 Chiang Mai-Lampang Rd.,  
Thasala, Mueang Chiang Mai,  
Chiang Mai 50000  
Telephone: (053) 240-300

**Häfele Design Studio (Bangpo)**  
405,385/10 Soi Prachanalumit  
Pracharath Sai 1 Rd., Bangsue,  
Bangsue, Bangkok 10800  
Telephone: (02) 912-8521



